



**EQUIPMENT CATALOGUE  
EFFECTIVE  
NOVEMBER 2021**

**LIFTING EQUIPMENT  
and Original Accessories**

**REL. NOVEMBER 2021**

---

**NEXT RELEASE JANUARY 2022**

The company declines any responsibility for any complaint coming from the use of not original accessories or spares with consequent forfeiture of the CE conformity declaration

## COLOR TABLE

- 1) The standard company color of our lifting equipment is red RAL 3002 (-> /16 or /15) and grey RAL 7016 ( /34).
- 2) Any request for special painting according to the official RAL table has a specific fee (the surcharge is listed in the price list based on the selected range of lifters).

## WARNING

# SUMMARY

## UNDER-WHEEL SCISSOR LIFTS

ERCO XT6500	4
ERCO XT5000	5
Accessories	7
ERCO X5000 Series with Lift Table	14
ERCO X5000 Series without Lift Table	15
Accessories	17
ERCO X4300 Series	22
Accessories	24

## INGROUND LIFTS

ERCO IL635.2	30
ERCO IL3502	31
ERCO IL5502	32
Accessories	33

## UNDERBODY DOUBLE SCISSOR LIFTS

HIGHT PROFILE	
ERCO 351 T - In Pit Version -	37
ERCO 401 T - In Pit Version -	37
Accessories	38
LOW PROFILE	
ERCO 630-635-640	40
INSTALLATION MODE - ALTERNATIVE CONFIGURATIONS	42
Accessories	42
Installation Layout	45

## ELECTRO-MECHANICAL Two Post LIFTS

ERCO 3002 CBP	46
ERCO 3512	47
Accessories	48

ERCO 3212N	50
ERCO 3222N CEL	51
ERCO 4022N CEL	52
ERCO 4022 ELX	53
ERCO 5022 CEL	54
Accessories	55

## ELECTRO-HYDRAULIC Two Post LIFTS

ERCO H3202 Series	58
Accessories	59
ERCO H4002E Series	60
ERCO H4002N Series	61
ERCO H5002 Series	62
Accessories	63
ERCO H5502 XV	65
Accessories	66

## ELECTRO-HYDRAULIC Four Post LIFTS

ERCO 4004 Series	67
ERCO 5004 Series	68
Accessories	69

## LOW PROFILE UNDERBODY SCISSORS LIFTS

ERCO 500 - ERCO 505	71
INSTALLATION MODE - ALTERNATIVE CONFIGURATIONS	72
Accessories	72
Installation Layout	74

## CAR LIFTING PLATFORMS

ERCO 25 TP	75
Accessories	76

## MOTORBIKE LINE

BL600	77
BL300	77
Accessories	78

## AIR HYDRAULIC JACKS

CA002 CE	81
CA118	81
CA240	81
CA240P	81
CA330	81
CA440	81

## LIFTS FOR TRUCKS AND INDUSTRIAL VEHICLES with Mobile Columns

ERCO-LE 75 Series	82
ERCO-LE 55 Series	83
Accessories	84

## SCISSOR LIFTS FOR INDUSTRIAL VEHICLES

BROOKLYN WITHOUT LIFT TABLE	86
BROOKLYN WITH LIFT TABLE	90
Accessories	91

# UNDER-WHEEL SCISSOR LIFTS

## ERCO XT6500



6500

CODE	ELECTRICAL SUPPLY	DESCRIPTION	
0-42110900/15	400-230V / 3PH / 50-60Hz	ERCO XT6500 CT LT for complete alignment, Lift Table	
0-42110800/15	400-230V / 3PH / 50-60Hz	ERCO XT6500 CT LT PT8 for complete alignment, Lift Table and 8 mov. Play detector.	
0-42111800/15	400-230V / 3PH / 50-60Hz	ERCO XT6500 LT with Lift Table	

NEW



# UNDER-WHEEL SCISSOR LIFTS

## ERCO XT5000



5000  
KG

CODE	ELECTRICAL SUPPLY	DESCRIPTION	
0-42111000/15	400-230V / 3PH / 50-60Hz	ERCO XT5000 CT LT for complete alignment, Lift Table	

NEW



## INSTALLATION CONFIGURATION - XT 6500 -

		INSTALLATION IN PIT		FLOOR INSTALLATION			
		A	B	C	D	E	F
		FLAP AND FRONT STOPPER	DRIVE THROUGH RAMPS	RAMPS ON FLOOR	HANGING RAMPS	DRIVE THROUGH RAMPS ON FLOOR	DRIVE THROUGH HANGING RAMPS
Accessory description		Q.TY	Q.TY	Q.TY	Q.TY	Q.TY	Q.TY
8-42120012	FLOOR RAMP KIT L = 1430 MM			1		2	
8-42120010	FLAP WHEEL STOP (2 PCS)	1	2	1		2	
8-42120011	FRONT WHEEL BLOCK KIT (2 PCS)	1		1	1		
8-42120018	ON-FLOOR INSTALLATION KIT			1	1	1	1
8-42120019	IN-PIT INSTALLATION KIT	1	1				
8-42120013	HANG RAMP KIT (2 PCS)				1		2




## INSTALLATION CONFIGURATION - XT 5000 -

		INSTALLATION IN PIT		FLOOR INSTALLATION	
		A	B	D	F
		FLAP AND FRONT STOPPER	DRIVE THROUGH RAMPS	HANGING RAMPS	DRIVE THROUGH HANGING RAMPS
Accessory description		Q.TY	Q.TY	Q.TY	Q.TY
8-42120002	HANG RAMP KIT (2 PCS)			1	2
8-42120000	FLAP WHEEL STOP (2 PCS)	1	2		
8-42120001	FRONT WHEEL BLOCK KIT (2 PCS)	1		1	
8-42120020	ON-FLOOR INSTALLATION KIT			1	1
8-42120021	IN-PIT INSTALLATION KIT	1	1		

**NEW**



# COMPULSORY ACCESSORIES - XT6500 - XT5000




COMPULSORY ACCESSORIES - XT6500 - XT5000				Erco XT6500 CT LT	Erco XT6500 CT LT PT8	Erco XT5000 CT LT
	DESCRIPTION	CODE				
	Flap wheel stop (2pcs).	8-42120010		O	O	-
	Front wheel block kit (2pcs).	8-42120011		O	O	-
	Floor ramps kit (2pcs). L=1430 mm	8-42120012		O	O	-

**NEW**

■ = Standard    O = Compatible    - = NOT compatible



# COMPULSORY ACCESSORIES - XT6500 - XT5000

COMPULSORY ACCESSORIES - XT6500 - XT5000				Erco XT6500 CT LT	Erco XT6500 CT LT PT8	Erco XT5000 CT LT
	DESCRIPTION	CODE				
	On-floor installation kit.	8-42120018		O	O	-
	In-pit installation kit.	8-42120019		O	O	-
	Flap wheel stop (2pcs).	8-42120000		-	-	O




**NEW**

■ = Standard    ○ = Compatible    - = NOT compatible





## COMPULSORY ACCESSORIES - XT6500 - XT5000


COMPULSORY ACCESSORIES - XT6500 - XT5000				ERCO XT6500 CT LT	ERCO XT6500 CT LT PT8	ERCO XT5000 CT LT
	DESCRIPTION	CODE				
	<p><b>Front wheel block kit (2pcs).</b></p>	<p><b>8-42120001</b></p>		-	-	O
	<p><b>Hang ramps kit (2pcs).</b></p>	<p><b>8-42120002</b></p>		-	-	O
	<p><b>On-floor installation kit</b></p>	<p><b>8-42120020</b></p>		-	-	O

**NEW**


■ = Standard    O = Compatible    - = NOT compatible



## COMPULSORY ACCESSORIES - XT6500 - XT5000

COMPULSORY ACCESSORIES - XT6500 - XT5000				ERCO XT6500 CT LT	ERCO XT6500 CT LT PT8	ERCO XT5000 CT LT
	DESCRIPTION	CODE				
	In-pit installation kit	8-42120021		-	-	0





## OPTIONAL ACCESSORIES - XT6500 - XT5000

OPTIONAL ACCESSORIES - XT6500 - XT5000				ERCO XT6500 CT LT	ERCO XT6500 CT LT PT8	ERCO XT5000 CT LT
	DESCRIPTION	CODE				
	<p>Hang ramps kit (2pcs).</p> <p>L=1800 mm</p>	8-42120013		0	0	-

**NEW**

■ = Standard    ○ = Compatible    - = NOT compatible

## OPTIONAL ACCESSORIES - XT6500 - XT5000





OPTIONAL ACCESSORIES - XT6500 - XT5000				ERCO XT6500 CT LT	ERCO XT6500 CT LT PT8	ERCO XT5000 CT LT
	DESCRIPTION	CODE				
	<b>Pipes protection kit.</b>	<b>8-42120014</b>		○	○	-
	<b>Angle protections kit for pipes.</b>	<b>8-42120015</b>		○	○	-
	<b>Lighting kit (4 leds).</b>	<b>8-42120003</b>		○	○	○
	<b>Pipes extension kit, L = 1 m (HC1-T)</b>	<b>8-42120004</b>		○	-	○
	<b>Pipes extension kit, L = 2 m (HC2-T)</b>	<b>8-42120006</b>		○	-	○
	<b>Pipes extension kit, L = 1 m</b>	<b>8-42120026</b>		-	○	-
	<b>Pipes extension kit, L = 2 m</b>	<b>8-42120027</b>		-	○	-

**NEW**

■ = Standard    ○ = Compatible    - = NOT compatible



## OPTIONAL ACCESSORIES - XT6500 - XT5000



OPTIONAL ACCESSORIES - XT6500 - XT5000				Erco XT6500 CT LT	Erco XT6500 CT LT PT8	Erco XT5000 CT LT
	DESCRIPTION	CODE				
	Set of 4 extensions for pad (H=80 mm).	8-43300014		○	○	○
	Set of 4 extensions for pad (H=140m).	8-43300015		○	○	○
	Set of 4 extensions for pad (H=35).	8-43300021		○	○	○
	Support beams (4 pcs).	8-42120007		○	○	○

**NEW**

■ = Standard    ○ = Compatible    - = NOT compatible



## OPTIONAL ACCESSORIES - XT6500 - XT5000

OPTIONAL ACCESSORIES - XT6500 - XT5000				Erco XT6500 CT LT	Erco XT6500 CT LT PT8	Erco XT5000 CT LT
	DESCRIPTION	CODE		Erco XT6500 CT LT	Erco XT6500 CT LT PT8	Erco XT5000 CT LT
	Pipes protections kit.	8-42120008		-	-	○
	Angle protections kit for pipes.	8-42120009		-	-	○

**NEW**

■ = Standard    ○ = Compatible    - = NOT compatible



# UNDER-WHEELS SCISSOR LIFTS

## ERCO X5000 SERIES WITH LIFT TABLE



CODE	ELECTRICAL SUPPLY	DESCRIPTION
0-42108900/15	400-230V / 3PH / 50-60Hz	<b>ERCO X5000 LT</b> flat runways
0-42109100/15	400-230V / 3PH / 50-60Hz	<b>ERCO X5000 LT PT2</b> flat runways, 2 mov. play detector.
0-42109110/15	400V / 3PH / 50Hz	<b>ERCO X5000 LT PT2 FAST</b> , flat runways, 2 mov. play detector, FAST version.
0-42109150/15	400-230V / 3PH / 50-60Hz	<b>ERCO X5000 LT PT6</b> , flat runways, 6 mov. play detector.
0-42109160/15	400V / 3PH / 50Hz	<b>ERCO X5000 LT PT6 FAST</b> , flat runways, 6 mov. play detector, FAST version.
0-42109170/15	400V / 3PH / 50Hz	<b>ERCO X5000 LT PT6 WI FAST</b> , flat runways, 6 mov. play detector, FAST version, Wireless for play detector
0-42110000/15	400-230V / 3PH / 50-60Hz	<b>ERCO X5000 CT LT</b> for complete alignment.
0-42105500/15	400-230V / 3PH / 50-60Hz	<b>ERCO X5000 CT LT PT2</b> for complete alignment, 2 mov. play detector.
0-42105600/15	400-230V / 3PH / 50-60Hz	<b>ERCO X5000 CT LT PT2 FAST</b> , for complete alignment, 2 mov. play detector, FAST version.
0-42110150/15	400-230V / 3PH / 50-60Hz	<b>ERCO X5000 CT LT PT6</b> for complete alignment, 6 mov. play detector.
0-42110160/15	400V / 3PH / 50Hz	<b>ERCO X5000 CT LT PT6 FAS,T</b> for complete alignment, 6 mov. play detector, FAST version.
0-42106870/15	400V / 3PH / 50Hz	<b>ERCO X5000 CT LT PT6 WI FAST</b> , for complete alignment, 6 mov. play detector, FAST version, Wireless for play detector.

NEW



# UNDER-WHEELS SCISSOR LIFTS

## ERCO X5000 SERIES WITHOUT LIFT TABLE



CODE	ELECTRICAL SUPPLY	DESCRIPTION
0-42108800/15	400-230V / 3P <sub>H</sub> / 50-60Hz	<b>ERCO X5000</b> flat runways.
0-42109000/15	400-230V / 3P <sub>H</sub> / 50-60Hz	<b>ERCO X5000 PT2</b> flat runways, 2 mov. play detector.
0-42109010/15	400V / 3P <sub>H</sub> / 50Hz	<b>ERCO X5000 PT2 FAST</b> flat runways, 2 mov. play detector, FAST version.
0-42109050/15	400-230V / 3P <sub>H</sub> / 50-60Hz	<b>ERCO X5000 PT6</b> flat runways, 6 mov. play detector.
0-42109560/15	400V / 3P <sub>H</sub> / 50Hz	<b>ERCO X5000 PT6 FAST</b> flat runways, 6 mov. play detector, FAST version.
0-42109570/15	400V / 3P <sub>H</sub> / 50Hz	<b>ERCO X5000 PT6 WI FAST</b> flat runways, 6 mov. play detector, FAST version, Wireless for play detector.
0-42109200/15	400-230V / 3P <sub>H</sub> / 50-60Hz	<b>ERCO X5000 CT</b> for complete alignment.
0-42109300/15	400-230V / 3P <sub>H</sub> / 50-60Hz	<b>ERCO X5000 CT PT2</b> for complete alignment, 2 mov. play detector.
0-42109310/15	400V / 3P <sub>H</sub> / 50Hz	<b>ERCO X5000 CT PT2 FAST</b> for complete alignment, 2 mov. play detector.
0-42109350/15	400-230V / 3P <sub>H</sub> / 50-60Hz	<b>ERCO X5000 CT PT6</b> for complete alignment, 6 mov. play detector.
0-42109360/15	400V / 3P <sub>H</sub> / 50Hz	<b>ERCO X5000 CT PT6 FAST</b> for complete alignment, 6 mov. play detector, FAST version.
0-42109370/15	400V / 3P <sub>H</sub> / 50Hz	<b>ERCO X5000 CT PT6 WI FAST</b> or complete alignment, 6 mov. play detector, FAST version, Wireless for play detector.

NEW



## INSTALLATION CONFIGURATION - X5000 WITH LIFT TABLE

		FLUSH INSTALLATION		ON-FLOOR INSTALLATION			
		A	B	C	D	E	F
		FLAP AND FRONT STOPPER	DRIVE THROUGH RAMPS	RAMPS ON FLOOR	HANGING RAMPS	DRIVE THROUGH RAMPS ON FLOOR	DRIVE THROUGH HANGING RAMPS
Accessory description		QUANTITY	QUANTITY	QUANTITY	QUANTITY	QUANTITY	QUANTITY
8-42300048	FLOOR RAMP KIT L=1300 MM			1		2	
8-42300054	FLAP WHEEL STOP (2PCS)	1	2	1		2	
8-42300055	FRONT WHEEL BLOCK KIT	1		1	1		
8-42300056	ON-FLOOR INSTALLATION KIT			1	1	1	1
8-42300057	IN-PIT INSTALLATION KIT	1	1				
8-42300063	HANG RAMP KIT L=1800 MM				1		2

## INSTALLATION CONFIGURATION - X5000 WITHOUT LIFT TABLE




		FLUSH INSTALLATION		ON-FLOOR INSTALLATION			
		A	B	C	D	E	F
		FLAP AND FRONT STOPPER	DRIVE THROUGH RAMPS	RAMPS ON FLOOR	HANGING RAMPS	DRIVE THROUGH RAMPS ON FLOOR	DRIVE THROUGH HANGING RAMPS
Accessory description		QUANTITY	QUANTITY	QUANTITY	QUANTITY	QUANTITY	QUANTITY
8-42300048	FLOOR RAMP KIT L=1300 MM			1		2	
8-42300054	FLAP WHEEL STOP (2PCS)	1	2	1		2	
8-42300055	FRONT WHEEL BLOCK KIT	1		1	1		
8-42300056	ON-FLOOR INSTALLATION KIT			1	1	1	1
8-42300057	IN-PIT INSTALLATION KIT	1	1				
8-42300063	HANG RAMP KIT L=1800 MM				1		2

**NEW**





# COMPULSORY ACCESSORIES - X5000




	DESCRIPTION	CODE		ERCO X 5000 LT	ERCO X 5000 LT PT2	ERCO X 5000 LT PT2 FAST	ERCO X 5000 LT PT6	ERCO X 5000 LT PT6 FAST	ERCO X 5000 LT PT6 WI FAST	ERCO X 5000 CT LT	ERCO X 5000 CT LT PT2	ERCO X 5000 CT LT PT2 FAST	ERCO X 5000 CT LT PT6	ERCO X 5000 CT LT PT6 FAST	ERCO X 5000 CT LT PT6 WI FAST	ERCO X 5000	ERCO X 5000 PT2	ERCO X 5000 PT2 FAST	ERCO X 5000 PT6	ERCO X 5000 PT6 FAST	ERCO X 5000 PT6 WI FAST	ERCO X 5000 CT	ERCO X 5000 CT PT2	ERCO X 5000 CT PT2 FAST	ERCO X 5000 CT PT6	ERCO X 5000 CT PT6 FAST	ERCO X 5000 CT PT6 WI FAST
	<b>Floor ramp kit.</b> L=1300 mm	8-42300048		○	○	○	○	○	○	○	○	○	○	○	○	○	○	○	○	○	○	○	○	○	○	○	○
	<b>Flap wheel stop (2 cps).</b>	8-42300054		○	○	○	○	○	○	○	○	○	○	○	○	○	○	○	○	○	○	○	○	○	○	○	○
	<b>Front wheel block kit.</b>	8-42300055		○	○	○	○	○	○	○	○	○	○	○	○	○	○	○	○	○	○	○	○	○	○	○	○

**NEW**

■ = Standard   ○ = Compatible   - = NOT compatible



## COMPULSORY ACCESSORIES - X5000

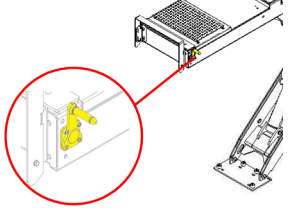



	DESCRIPTION	CODE																										
			ERCO X 5000 LT	ERCO X 5000 LT PT2	ERCO X 5000 LT PT2 FAST	ERCO X 5000 LT PT6	ERCO X 5000 LT PT6 FAST	ERCO X 5000 LT PT6 Wi FAST	ERCO X 5000 CT LT	ERCO X 5000 CT LT PT2	ERCO X 5000 CT LT PT2 FAST	ERCO X 5000 CT LT PT6	ERCO X 5000 CT LT PT6 FAST	ERCO X 5000 CT LT PT6 Wi FAST	ERCO X 5000	ERCO X 5000 PT2	ERCO X 5000 PT2 FAST	ERCO X 5000 PT6	ERCO X 5000 PT6 FAST	ERCO X 5000 PT6 Wi FAST	ERCO X 5000 CT	ERCO X 5000 CT PT2	ERCO X 5000 CT PT2 FAST	ERCO X 5000 CT PT6	ERCO X 5000 CT PT6 FAST	ERCO X 5000 CT PT6 Wi FAST		
	<b>On-floor</b> installation kit (also valid for built-in in a unique pit).	8-42300056	○	○	○	○	○	○	○	○	○	○	○	○	○	○	○	○	○	○	○	○	○	○	○	○	○	○
	<b>In-pit</b> installation kit.	8-42300057	○	○	○	○	○	○	○	○	○	○	○	○	○	○	○	○	○	○	○	○	○	○	○	○	○	○
	<b>Kit</b> of spacers to reduce the size of the turntable housing to 460 mm, only for CT LT versions	8-42300058	-	-	-	-	-	-	○	○	○	○	○	○	-	-	-	-	-	-	-	-	-	-	-	-	-	

NEW

■ = Standard   ○ = Compatible   - = NOT compatible



## OPTIONAL ACCESSORIES - X5000





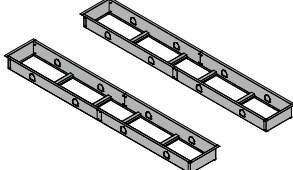
	DESCRIPTION	CODE																									
			ERCO X 5000 LT	ERCO X 5000 LT PT2	ERCO X 5000 LT PT2 FAST	ERCO X 5000 LT PT6	ERCO X 5000 LT PT6 FAST	ERCO X 5000 LT PT6 Wi FAST	ERCO X 5000 CT LT	ERCO X 5000 CT LT PT2	ERCO X 5000 CT LT PT2 FAST	ERCO X 5000 CT LT PT6	ERCO X 5000 CT LT PT6 FAST	ERCO X 5000 CT LT PT6 Wi FAST	ERCO X 5000	ERCO X 5000 PT2	ERCO X 5000 PT2 FAST	ERCO X 5000 PT6	ERCO X 5000 PT6 FAST	ERCO X 5000 PT6 Wi FAST	ERCO X 5000 CT	ERCO X 5000 CT PT2	ERCO X 5000 CT PT2 FAST	ERCO X 5000 CT PT6	ERCO X 5000 CT PT6 FAST	ERCO X 5000 CT PT6 Wi FAST	
	<b>MKS</b> Supprts for sensor heads, Exact 7000 wheel aligner for MKS Mercedes mode	8-42100158	-	-	-	-	-	-	○	○	○	○	○	○	-	-	-	-	-	-	○	○	○	○	○	○	○
	<b>Extra</b> floor ramp kit. L closed =1120 mm L open =1920 mm L intermediate =1520 mm	8-42300030	○	○	○	○	○	○	○	○	○	○	○	○	○	○	○	○	○	○	○	○	○	○	○	○	○
	<b>Lighting</b> kit (4 leds).	8-42300060	○	○	○	○	○	○	○	○	○	○	○	○	○	○	○	○	○	○	○	○	○	○	○	○	○
	<b>Hang</b> ramp kit. L=1800 mm	8-42300063	○	○	○	○	○	○	○	○	○	○	○	○	○	○	○	○	○	○	○	○	○	○	○	○	○

**NEW**

■ = Standard    ○ = Compatible    - = NOT compatible



## OPTIONAL ACCESSORIES - X5000

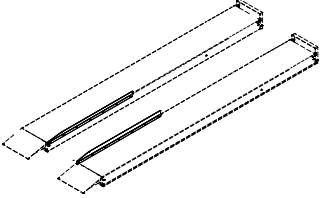





	DESCRIPTION	CODE																									
			ERCO X 5000 LT	ERCO X 5000 LT PT2	ERCO X 5000 LT PT2 FAST	ERCO X 5000 LT PT6	ERCO X 5000 LT PT6 FAST	ERCO X 5000 LT PT6 WI FAST	ERCO X 5000 CT LT	ERCO X 5000 CT LT PT2	ERCO X 5000 CT LT PT2 FAST	ERCO X 5000 CT LT PT6	ERCO X 5000 CT LT PT6 FAST	ERCO X 5000 CT LT PT6 WI FAST	ERCO X 5000	ERCO X 5000 PT2	ERCO X 5000 PT2 FAST	ERCO X 5000 PT6	ERCO X 5000 PT6 FAST	ERCO X 5000 PT6 WI FAST	ERCO X 5000 CT	ERCO X 5000 CT PT2	ERCO X 5000 CT PT2 FAST	ERCO X 5000 CT PT6	ERCO X 5000 CT PT6 FAST	ERCO X 5000 CT PT6 WI FAST	
	Pipe extensions kit, L= 4m	8-42300064	-	0	0	0	0	0	-	0	0	0	0	0	-	-	-	-	-	-	-	-	-	-	-	-	-
	Pipe extensions kit, L= 4m	8-42300095	0	-	-	-	-	-	0	-	-	-	-	-	-	-	-	-	-	-	-	-	-	-	-	-	-
	Pipe extensions kit, L= 4m	8-42300097	-	-	-	-	-	-	-	-	-	-	-	-	-	0	0	0	0	0	-	0	0	0	0	0	0
	Pipe extensions kit, L= 4m	8-42300094	-	-	-	-	-	-	-	-	-	-	-	-	0	-	-	-	-	-	0	-	-	-	-	-	-
	Pipe extensions kit, L= 2m	8-42300080	-	0	0	0	0	0	-	0	0	0	0	0	-	-	-	-	-	-	-	-	-	-	-	-	-
	Pipe extensions kit, L= 2m	8-42300100	0	-	-	-	-	-	0	-	-	-	-	-	-	-	-	-	-	-	-	-	-	-	-	-	-
	Pipe extensions kit, L= 2m	8-42300102	-	-	-	-	-	-	-	-	-	-	-	-	-	0	0	0	0	0	-	0	0	0	0	0	0
	Pipe extensions kit, L= 2m	8-42300099	-	-	-	-	-	-	-	-	-	-	-	-	0	-	-	-	-	-	0	-	-	-	-	-	-
	Protection kit for pipes, 1 mt.	8-42300081	0	0	0	0	0	0	0	0	0	0	0	0	0	0	0	0	0	0	0	0	0	0	0	0	0
	Angle protections kit for pipes.	8-42300082	0	0	0	0	0	0	0	0	0	0	0	0	0	0	0	0	0	0	0	0	0	0	0	0	0
	Frame se for in-pit installation (2pcs)  Long.= 5910mm Larg.= 816mm H= 336mm	8-42300083	0	0	0	0	0	0	0	0	0	0	0	0	0	0	0	0	0	0	0	0	0	0	0	0	0

NEW

■ = Standard    ○ = Compatible    - = NOT compatible



# OPTIONAL ACCESSORIES - X5000

	DESCRIPTION	CODE		ERCO X 5000 LT	ERCO X 5000 LT PT2	ERCO X 5000 LT PT2 FAST	ERCO X 5000 LT PT6	ERCO X 5000 LT PT6 FAST	ERCO X 5000 LT PT6 Wi FAST	ERCO X 5000 CT LT	ERCO X 5000 CT LT PT2	ERCO X 5000 CT LT PT2 FAST	ERCO X 5000 CT LT PT6	ERCO X 5000 CT LT PT6 FAST	ERCO X 5000 CT LT PT6 Wi FAST	ERCO X 5000	ERCO X 5000 PT2	ERCO X 5000 PT2 FAST	ERCO X 5000 PT6	ERCO X 5000 PT6 FAST	ERCO X 5000 PT6 Wi FAST	ERCO X 5000 CT	ERCO X 5000 CT PT2	ERCO X 5000 CT PT2 FAST	ERCO X 5000 CT PT6	ERCO X 5000 CT PT6 FAST	ERCO X 5000 CT PT6 Wi FAST
	<b>MCTC</b> edges kit (required only for revision lift if installed on floor).	8-42300084		O	O	O	O	O	O	O	O	O	O	O	O	O	O	O	O	O	O	O	O	O	O	O	O
	Pair of beams for all-terrain vehicles	8-42300047		O	O	O	O	O	O	O	O	O	O	O	-	-	-	-	-	-	-	-	-	-	-	-	-
	<b>KTPI-22</b> - Pneumo-hydraulic cross beam (2200 kg)	8-42100015		O	O	O	O	O	O	O	O	O	O	O	O	O	O	O	O	O	O	O	O	O	O	O	O
	Customization kit for KTPI-22	8-42100013		O	O	O	O	O	O	O	O	O	O	O	O	O	O	O	O	O	O	O	O	O	O	O	O
	Set of 4 pads, H=80 mm.	8-42300027		O	O	O	O	O	O	O	O	O	O	O	O	O	O	O	O	O	O	O	O	O	O	O	O
	Set of 4 pads, H=40 mm.	8-42300028		O	O	O	O	O	O	O	O	O	O	O	O	O	O	O	O	O	O	O	O	O	O	O	O

**NEW**

■ = Standard    ○ = Compatible    - = NOT compatible



# UNDER-WHEELS SCISSOR LIFTS

## ERCO X4300 SERIES



4300  


CODE	ELECTRICAL SUPPLY	DESCRIPTION
0-42110500/15	400-230V / 3P <sub>H</sub> / 50-60Hz	<b>ERCO X4300 CT</b> for complete alignment.
0-42110700/15	400-230V / 3P <sub>H</sub> / 50-60Hz	<b>ERCO X4300 CT LT</b> for complete alignment and Lift Table.
0-42110750/15	400-230V / 3P <sub>H</sub> / 50-60Hz	<b>ERCO X4300 CT LT</b> for complete alignment and Lift Table, <b>runways length= 4200.</b>
0-42110400/15	400-230V / 3P <sub>H</sub> / 50-60Hz	<b>ERCO X4300</b> flat runways.
0-42111100/15	400-230V / 3P <sub>H</sub> / 50-60Hz	<b>ERCO X4300 PT6</b> flat runways, 6 mov.play detector.
0-42111110/15	400-230V / 3P <sub>H</sub> / 50-60Hz	<b>ERCO X4300 PT6 FAST</b> flat runways, 6 mov.play detector, FAST version.

NEW



## CONFIGURAZIONI DI INSTALLAZIONE X4300




Accessory description		FLUSH INSTALLATION		ON-FLOOR INSTALLATION			
		A	B	C	D	E	F
		FLAP AND FRONT STOPPER	DRIVE THROUGH RAMPS	RAMPS ON FLOOR	HANGING RAMPS	DRIVE THROUGH RAMPS ON FLOOR	DRIVE THROUGH HANGING RAMPS
		QUANTITY	QUANTITY	QUANTITY	QUANTITY	QUANTITY	QUANTITY
8-42300048	FLOOR RAMP KIT L=1300 MM			1		2	
8-42300054	FLAP WHEEL STOP (2Pcs)	1	2	1		2	
8-42300055	FRONT WHEEL BLOCK KIT	1		1	1		
8-42300056	ON-FLOOR INSTALLATION KIT			1	1	1	1
8-42300057	IN-PIT INSTALLATION KIT	1	1				
8-42300063	HANG RAMP KIT L=1800 MM				1		2

**NEW**

■ = Standard    ○ = Compatible    - = NOT compatible



## COMPULSORY ACCESSORIES - X4300

	DESCRIPTION	CODE		ERCO X 4300	ERCO X 4300 PT6	ERCO X 4300 PT6 FAST	ERCO X 4300 CT	ERCO X 4300 CT LT
	<b>Floor ramp kit.</b> <b>L=1300 mm</b>	8-42300048		○	○	○	○	○
	<b>Flap wheel stop (2 pcs).</b>	8-42300054		○	○	○	○	○
	<b>Front wheel block kit.</b>	8-42300055		○	○	○	○	○




**NEW**

■ = Standard    ○ = Compatible    - = NOT compatible





## COMPULSORY ACCESSORIES - X4300

	DESCRIPTION	CODE		ERCO X 4300	ERCO X 4300 PT6	ERCO X 4300 PT6 FAST	ERCO X 4300 CT	ERCO X 4300 CT LT
	<b>On-floor</b> installation kit (also valid for built-in in a unique pit).	<b>8-42300056</b>		O	O	O	O	O
	<b>In-pit</b> installation kit.	<b>8-42300057</b>		O	O	O	O	O
	<b>Kit</b> of spacers to reduce the size of the turntable housing to 460 mm, only for CT LT version.	<b>8-42120029</b>		-	-	-	-	O

**NEW**

■ = Standard    O = Compatible    - = NOT compatible



## OPTIONAL ACCESSORIES - X4300




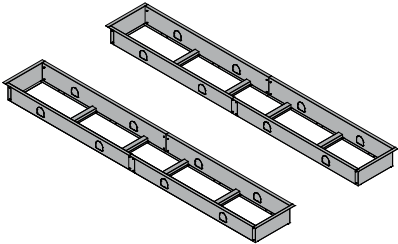
OPTIONAL ACCESSORIES - X4300				ERCO X 4300	ERCO X 4300 PT6	ERCO X 4300 PT6 FAST	ERCO X 4300 CT	ERCO X 4300 CT LT
	DESCRIPTION	CODE						
	<b>MKS 3D alignment kit for ramps</b>	<b>8-42100157</b>		-	-	-	O	O
	<b>Extra floor ramp kit</b> L closed = 1120 mm L open = 1920 mm L intermediate = 1520 mm	<b>8-42300030</b>		O	O	O	O	O
	<b>Lighting kit (4 leds).</b>	<b>8-42300060</b>		O	O	O	O	O
	<b>Set of 4 pads, H=80 mm.</b>	<b>8-42300027</b>		O	O	O	O	O
	<b>Set of 4 pads, H=40 mm.</b>	<b>8-42300028</b>		O	O	O	O	O

**NEW**

■ = Standard    O = Compatible    - = NOT compatible



## OPTIONAL ACCESSORIES - X4300

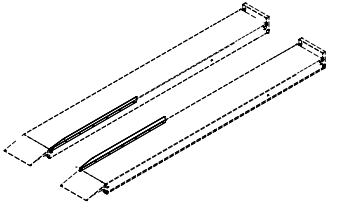


OPTIONAL ACCESSORIES - X4300				ERCO X 4300	ERCO X 4300 PT6	ERCO X 4300 PT6 FAST	ERCO X 4300 CT	ERCO X 4300 CT LT
	DESCRIPTION	CODE						
	<b>Hang ramp kit.</b> <b>L = 1800 mm</b>	8-42300063		○	○	○	○	○
	<b>Protection kit for pipes L= 1mt.</b>	8-42300081		○	○	○	○	○
	<b>Angle protections kit for pipes.</b>	8-42300082		○	○	○	○	○
	<b>Frame se for in-pit installation (2pcs).</b> <b>Long. = 5210 mm</b> <b>Larg. = 815 mm</b> <b>h. = 320 mm</b>	8-42120016		○	○	○	○	○

**NEW**

■ = Standard    ○ = Compatible    - = NOT compatible



## OPTIONAL ACCESSORIES - X4300


	DESCRIPTION	CODE		ERCO X 4300	ERCO X 4300 PT6	ERCO X 4300 PT6 FAST	ERCO X 4300 CT	ERCO X 4300 CT LT
	<b>MCTC</b> edges kit (required only for revision lift if installed on floor).	<b>8-42120017</b>		O	O	O	O	O
	<b>Pair</b> of beams for all-terrain vehicles, L=1800 mm	<b>8-42300047</b>		-	-	-	-	O
	<b>Pipe</b> extensions kit L= 4m	<b>8-42300095</b>		O	-	-	-	-
	<b>Pipe</b> extensions kit L= 4m	<b>8-42300097</b>		-	O	O	-	-
	<b>Pipe</b> extensions kit L= 4m	<b>8-42300094</b>		O	-	-	O	-
	<b>Pipe</b> extensions kit L= 2m	<b>8-42300100</b>		-	-	-	-	O
	<b>Pipe</b> extensions kit L= 2m	<b>8-42300102</b>		-	O	O	-	-
	<b>Pipe</b> extensions kit L= 2m	<b>8-42300099</b>		O	-	-	O	-

**NEW**

■ = Standard    O = Compatible    - = NOT compatible



## OPTIONAL ACCESSORIES - X4300

OPTIONAL ACCESSORIES - X4300				ERCO X 4300	ERCO X 4300 PT6	ERCO X 4300 PT6 FAST	ERCO X 4300 CT	ERCO X 4300 CT LT
	DESCRIPTION	CODE						
	KTPI-22 Pneumo-hydraulic cross beam (2200 kg).	8-42100015		○	○	○	○	○
IMAGE NOT AVAILABLE	Customization kit for KTPI-22	8-42100013		○	○	○	○	○

**NEW**

■ = Standard    ○ = Compatible    - = NOT compatible



# INGROUND LIFTS

## ERCO IL635.2


- Electro-hydraulic twin-ram lift, superstructure with two flat lifting supports.
- Capacity: 3.500 kg
- For repairs and maintenance
- Waterproof steel cassette

### Hydraulic unit:

- Hard-chrome plated cylinder
- Flexible synchronization and safety system
- Corrosion-free guiding elements
- Hydraulic pump unit with immersed motor
- Pneumatic emergency lowering
- Programmable pushbutton control unit

### Superstructure:

- Two lifting supports, lengthwise adjustable RAL 9006
- Rubber-coated, non-skid pads



10 liter hydraulic oil, viscosity 22, must be provided by the customer

EACH LIFT IS COMPOSED BY THREE PARTS , EACH OF THEM IS COMPULSORY TO CREATE A COMPLETE MACHINE : **HYDRAULIC UNIT, STEEL CASSETTE, SUPERSTRUCTURE**

CODE	ELECTRICAL SUPPLY	DESCRIPTION
		<b>HYDRAULIC UNIT AND STEEL CASSETTE SUPPLIED SEPARATELY</b>
0-48100101/36	230-400V / 3PH+N+PE / 50Hz / 16A	Hydraulic unit for ERCO IL635.2 - stroke 1950 mm, compulsory
8-48100001		Compulsory customization kit for the hydraulic pump unit
8-48100014		Steel cassette (L=1350 mm - H= 2415 mm), compulsory
		<b>HYDRAULIC UNIT PRE-ASSEMBLED IN STEEL CASSETTE</b>
0-48100151	230-400V / 3PH+N+PE / 50Hz / 16A	Hydraulic unit for ERCO IL635.2 - stroke 1950 mm, pre-assembled from factory in steel cassette
8-48100001		Compulsory customization kit for the hydraulic pump unit
		<b>SUPERSTRUCTURES</b>
8-48100035/36		Superstructure with flat lifting supports for ERCO IL635.2, length 140-200, min. wheel base 2200 mm, compulsory
8-48100015/36		Superstructure with flat lifting supports for ERCO IL635.2, length 160-220, min. wheel base 2400 mm, compulsory
8-48100031		Compulsory customization kit for the superstructure

NEW



# INGROUND LIFTS

## ERCO IL3502


- Electro-hydraulic twin-ram lift, superstructure with arms.
- Capacity: 3.500 kg
- For repairs and maintenance
- Waterproof steel cassette

### Hydraulic unit:

- Hard-chrome plated cylinder
- Flexible synchronization and safety system
- Corrosion-free guiding elements
- Hydraulic pump unit with immersed motor
- Pneumatic emergency lowering
- Programmable pushbutton control unit

### Superstructure:

- Double telescopic arms (3-stages) RAL 7016
- Internal arm locking system.



10 liter hydraulic oil, viscosity 22, must be provided by the customer

EACH LIFT IS COMPOSED BY THREE PARTS , EACH OF THEM IS COMPULSORY TO CREATE A COMPLETE MACHINE : **HYDRAULIC UNIT, STEEL CASSETTE, SUPERSTRUCTURE**

CODE	ELECTRICAL SUPPLY	DESCRIPTION
		<b>HYDRAULIC UNIT AND STEEL CASSETTE SUPPLIED SEPARATELY</b>
0-48100201/64	230-400V / 3P <sub>H</sub> +N+PE / 50Hz / 16A	Hydraulic unit for ERCO IL3502 - stroke 1950 mm, compulsory
8-48100003		Compulsory customization kit for the hydraulic pump unit
8-48100016		Steel cassette (L=2300 mm - H= 2415 mm), compulsory
		<b>HYDRAULIC UNIT PRE-ASSEMBLED IN STEEL CASSETTE</b>
0-48100251	230-400V / 3P <sub>H</sub> +N+PE / 50Hz / 16A	Hydraulic unit for ERCO IL3502 - stroke 1950 mm, pre-assembled from factory in steel cassette
8-48100003		Compulsory customization kit for the hydraulic pump unit
		<b>SUPERSTRUCTURE</b>
8-48100017/00		Superstructure with swivel arms for ERCO IL3502, universal lifting area, min. height 95 mm
8-48100032		Compulsory customization kit for the superstructure

NEW



# INGROUND LIFTS

## ERCO IL5502


- Electro-hydraulic twin-ram lift, superstructure with arms.
- Capacity: 5.500 kg
- For repairs and maintenance
- Waterproof steel cassette

### Hydraulic unit:

- Hard-chrome plated cylinder
- Flexible synchronization and safety system
- Corrosion-free guiding elements
- Hydraulic pump unit with immersed motor
- Pneumatic emergency lowering
- Programmable pushbutton control unit

### Superstructure:

- Double telescopic arms (3-stages) RAL 7016
- Internal arm locking system.



17 liter hydraulic oil, viscosity 22, must be provided by the customer

Each lift is composed by three parts , each of them is compulsory to create a complete machine : **HYDRAULIC UNIT, STEEL CASSETTE, SUPERSTRUCTURE**


CODE	ELECTRICAL SUPPLY	DESCRIPTION
		<b>HYDRAULIC UNIT AND STEEL CASSETTE SUPPLIED SEPARATELY</b>
0-48100301/64	230-400V / 3P <sub>H</sub> +N+PE / 50Hz / 16A	Hydraulic unit for ERCO IL5502 - stroke 1860 mm, compulsory
8-48100004		Compulsory customization kit for the hydraulic pump unit
8-48100018		Steel cassette (L=2150 mm - H= 2455 mm), compulsory
		<b>HYDRAULIC UNIT PRE-ASSEMBLED IN STEEL CASSETTE</b>
0-48100351	230-400V / 3P <sub>H</sub> +N+PE / 50Hz / 16A	Hydraulic unit for ERCO IL5502 - stroke 1860 mm, pre-assembled from factory in steel cassette
8-48100004		Compulsory customization kit for the hydraulic pump unit
		<b>SUPERSTRUCTURE</b>
8-48100019/00		Superstructure with swivel arms for ERCO IL5502, universal lifting area, min. height 135 mm, compulsory
8-48100033		Compulsory customization kit for the superstructure


NEW





## COMPULSORY ACCESSORIES







COMPULSORY ACCESSORIES				ERCO IL635.2	ERCO IL3502	ERCO IL5502
	DESCRIPTION	CODE				
	Set of cables 10 m	8-48100006		○	○	○



**NEW**

■ = Standard    ○ = Compatible    - = NOT compatible

## OPTIONAL ACCESSORIES





OPTIONAL ACCESSORIES				ERCO IL635.2	ERCO IL3502	ERCO IL5502
	DESCRIPTION	CODE				
	Traverse of installation of inground lift steel cassette 160x85x2000 (reusable, 2 pcs are needed for 1 cassette)	NX1208101		O	O	O
	Surcharge for set of sliding xy-heads (1 set = 4 pieces) <b>to be ordered together with the superstructure, RECOMMENDED</b>	8-48100007		O	-	-
	Rubber blocks 40mm, 120x120xØ100, 1 set = 4 pcs <b>RECOMMENDED</b>	8-48100008		O	-	-
	Rubber blocks 60 mm, 1 set = 4 pieces	8-48100010		O	-	-
	Lifting pad extension 65mm (1 Set = 4 pieces) <b>RECOMMENDED</b>	8-48100051		-	O	O
	Lifting pad extension 100 mm (1 Set = 4 pieces)	8-48100012		-	O	O

**NEW**

■ = Standard    O = Compatible    - = NOT compatible



## OPTIONAL ACCESSORIES

	DESCRIPTION	CODE		ERCO IL635.2	ERCO IL3502	ERCO IL5502
IMAGE NOT AVAILABLE	Separating box for hydraulic unit, external dimension 1950x950x1500 mm, for installation in sandy / floating grounds	8-48100020		O	-	-
IMAGE NOT AVAILABLE	Separating box for hydraulic unit, external dimension 2900x950x1500 mm, for installation in sandy / floating grounds	8-48100027		-	O	O
	Lifting pad Ø 120/70/95 height adjustable, 1 piece Adjustable height from floor to top edge of lifting pad: min 70mm / max 95 mm	8-48100021		-	O	-
	Lifting pad Ø 120/95/135 height adjustable, 1 piece Adjustable height from floor to top edge of lifting pad: min 95 mm / max 135 mm	8-48100028		-	-	O
	Lifting pad Ø 120/135/195 height adjustable, 1 piece Adjustable height from floor to top edge of lifting pad: min 135 mm / max 195 mm	8-48100023		-	O	O
	Manual unlocking system for 3.5 t Saa, 1 set = 4 pcs	8-48100022		-	O	-

**NEW**

■ = Standard    O = Compatible    - = NOT compatible

## OPTIONAL ACCESSORIES

	DESCRIPTION	CODE		ERCO IL6852	ERCO IL3502	ERCO IL5502
	Wheel support device "Standard" (400 mm) 1 set = 4 pieces, capacity per item max. 875 kg	8-48100024		-	○	○
	Wheel support device "Offroad" (500 mm) 1 set = 4 pcs, capacity per item max. 875 kg	8-48100025		-	○	○
	Rubber drive-on support (50x500x1000mm) 1 Kit = 2pcs	8-48100026		-	○	○
	Set of lifting pads Crafter/Sprinter 1 Set = 2 pieces, pin-shape	8-48100029		-	-	○
	Set of lifting pads "Crafter/Sprinter" 1 Set = 2 pieces, V-shape	8-48100030		-	-	○

**NEW**

■ = Standard    ○ = Compatible    - = NOT compatible



**HIGH PROFILE**

# UNDERBODY DOUBLE SCISSOR LIFTS

[ERCO 351 T - IN PIT VERSION -](#)

[ERCO 401 T - IN PIT VERSION -](#)

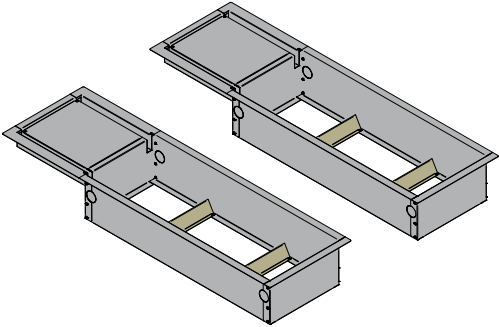
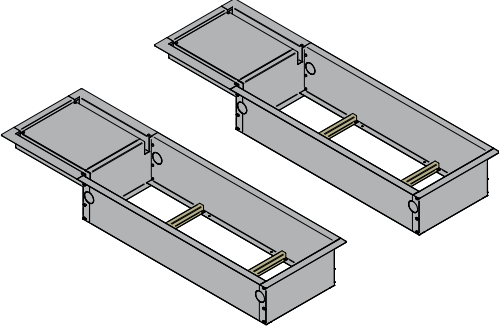



CODE	ELECTRICAL SUPPLY	DESCRIPTION	
0-41104003/15	230V / 1PH / 50-60Hz	ERCO 351T in-pit version, extension runways.	
0-41104001/15	230-400V / 3PH / 50-60Hz	ERCO 351T in-pit version, extension runways.	
0-41104103/15	230V / 1PH / 50-60Hz	ERCO 401T, in-pit version, extension runways.	
0-41104101/15	230-400V / 3PH / 50-60Hz	ERCO 401T, in-pit version, extension runways.	

NEW



## ACCESSORIES OPTIONAL - ERCO 351T - 401T - IN PIT VERSION -




	DESCRIPTION	CODE		ERCO 351T	ERCO 401T
	<b>Frame set for ERCO 351T in-pit installation, 2 pcs.</b>	<b>8-41100126</b>		<b>O</b>	<b>-</b>
	<b>Frame set for ERCO 401T in-pit installation, 2 pcs</b>	<b>8-41100127</b>		<b>-</b>	<b>O</b>
	<b>Extensions for pipes and cables, 1 mt</b>	<b>8-41100131</b>		<b>O</b>	<b>O</b>
	<b>Extensions for pipes and cables, 2 mt</b>	<b>8-41100132</b>		<b>O</b>	<b>O</b>

**NEW**

■ = Standard    O = Compatible    - = NOT compatible



## ACCESSORIES OPTIONAL - ERCO 351T - 401T - IN PIT VERSION -

	DESCRIPTION	CODE		ERCO 351T	ERCO 401T
	Set of 4 pads, H=80 mm.	8-42300027		○	○
	Set of 4 pads, H=40 mm.	8-42300028		○	○
	Pair of beams for all-terrain vehicles, L=1800 mm.	8-42300047		○	○

**NEW**

■ = Standard    ○ = Compatible    - = NOT compatible



**SERIES:** ERCO 630  
ERCO 635  
ERCO 640



CODE	ELECTRICAL SUPPLY	DESCRIPTION	
<b>LOADING CAPACITY 3000 KG.</b>			
<b>0-41000100487/1534</b>	400-230V/3PH/50-60Hz	<b>ERCO630F</b> on-floor installation, with flaps and double master/slave (oil included)	
<b>0-41000100465/1534</b>	400-230V/3PH/50-60Hz	<b>ERCO630FI</b> in-pit installation, with flaps and double master/slave (oil included)	
<b>0-41000100476/1534</b>	400-230V/3PH/50-60Hz	<b>ERCO630FS</b> on-floor installation, with flaps and mechanical safety lock (oil included)	
<b>0-41000100500/1534</b>	400-230V/3PH/50-60Hz	<b>ERCO630FSI</b> in-pit installation, with flaps and mechanical safety lock (oil included)	

**NEW**





CODE	ELECTRICAL SUPPLY	DESCRIPTION	
<b>LOADING CAPACITY 3500 KG.</b>			
<b>0-41000100514/1534</b>	400-230V/3PH/50-60Hz	<b>ERCO635FS</b> on-floor installation, with flaps and mechanical safety lock (oil included)	
<b>0-41000100619/1534</b>	400-230V/3PH/50-60Hz	<b>ERCO635FSI</b> in-pit installation, with flaps and mechanical safety lock (oil included)	
<b>0-41000100252/1534</b>	400-230V/3PH/50-60Hz	<b>ERCO635S</b> on-floor installation, with extension runways and mechanical safety lock (oil included)	
<b>0-41000100386/1534</b>	400-230V/3PH/50-60Hz	<b>ERCO635SI</b> in-pit installation, with extension runways and mechanical safety lock (oil included)	
<b>0-41000100519/1534</b>	400-230V/3PH/50-60Hz	<b>ERCO635F</b> on-floor installation, with flaps and double master/slave (oil included)	
<b>0-41000100580/1534</b>	400-230V/3PH/50-60Hz	<b>ERCO635FI</b> in-pit installation, with flaps and double master/slave (oil included)	
<b>0-41000100256/1534</b>	400-230V/3PH/50-60Hz	<b>ERCO635</b> on-floor installation, with extension runways and double master/slave (oil included)	
<b>0-41000100254/1534</b>	400-230V/3PH/50-60Hz	<b>ERCO635I</b> in-pit installation, with extension runways and double master/slave (oil included)	
<b>LOADING CAPACITY 4000 KG.</b>			
<b>0-41000100298/1534</b>	400-230V/3PH/50-60Hz	<b>ERCO640S</b> on-floor installation, with extension runways and mechanical safety lock (oil included)	
<b>0-41000100698/1534</b>	400-230V/3PH/50-60Hz	<b>ERCO640SI</b> in-pit installation, with extension runways and mechanical safety lock (oil included)	

**SHOULD YOU NEED A DIFFERENT POWER SUPPLY, NEUTRAL VERSION OR A SPECIAL COLOUR COMBINATION, OR SHOULD YOU NOT NEED THE OIL AS STANDARD, KINDLY REFER TO THE FOLLOWING CONFIGURATOR SYSTEM :**

**CONFIGURATOR SYSTEM FOR SPECIAL CONFIGURATIONS**

<b>0-410001</b>	<b>CONFIGURATOR UNIQUE CODE</b>		
<b>LOADING CAPACITY 3000 KG.</b>	ERCO 630 FS	with flaps and mechanical safety lock, 230-400V/3PH/50-60Hz	
	ERCO 630 F	with flaps and double master/slave, 230-400V/3PH/50-60Hz	
<b>LOADING CAPACITY 3500 KG.</b>	ERCO 635 FS	with flaps and mechanical safety lock, 230-400V/3PH/50-60Hz	
	ERCO 635 S	with extension runways and mechanical safety lock, 230-400V/3PH/50-60Hz	
	ERCO 635 F	with flaps and double master/slave, 230-400V/3PH/50-60Hz	
	ERCO 635	with extension runways and double master/slave, 230-400V/3PH/50-60Hz	
<b>LOADING CAPACITY 4000 KG.</b>	ERCO 640 S	with extension runways and mechanical safety lock, 230-400V/3PH/50-60Hz	

## INSTALLATION MODE

ON-FLOOR Installation	
IN-PIT Installation	
Neutral Version	

## ALTERNATIVE CONFIGURATIONS

<b>Voltage: 230V/1Ph/50-60Hz</b>	
<b>Hydraulic Oil</b>	
<b>Special Color # 1:</b> new color instead of usual red color RAL 3002 (grey color RAL 7016 remain unchanged)	
<b>SPECIAL COLOR # 2:</b> new colors instead of usual combination red color RAL 3002 + grey color RAL 7016	
<b>ANTIOXIDANT TREATMENT WITH CATAPHORESIS</b>	

As a completion of the installation with **Neutral Version**, one the four accessories highlighted in green color has to be purchased (see “Accessories for completion of Neutral Installation”)

## ACCESSORIES FOR COMPLETION OF NEUTRAL INSTALLATION




	DESCRIPTION	CODE	ERCO 630 FS	ERCO 630 FSI	ERCO 630 F	ERCO 630 FI	ERCO 635 FS	ERCO 635 FSI	ERCO 635 S	ERCO 635 SI	ERCO 635 F	ERCO 635 FI	ERCO 635	ERCO 635 I	ERCO 640 S	ERCO 640 SI
IMAGE NOT AVAILABLE	On-floor installation kit ( <b>neutral version</b> ) when ordering a <b>lift with extensions</b>	8-41120001	-	-	-	-	-	-	○	-	-	-	○	-	○	-
IMAGE NOT AVAILABLE	In-pit installation kit ( <b>neutral version</b> ) when ordering a <b>lift with extensions</b>	8-41120002	-	-	-	-	-	-	-	○	-	-	-	○	-	○
IMAGE NOT AVAILABLE	On-floor installation kit ( <b>neutral version</b> ) when ordering a <b>lift with flaps</b>	8-41120003	○	-	○	-	○	-	-	-	○	-	-	-	-	-
IMAGE NOT AVAILABLE	In-pit installation kit ( <b>neutral version</b> ) when ordering a <b>lift with flaps</b>	8-41120004	-	○	-	○	-	○	-	-	-	○	-	-	-	-

NEW

■ = Standard   ○ = Compatible   - = NOT compatible



## OPTIONAL ACCESSORIES





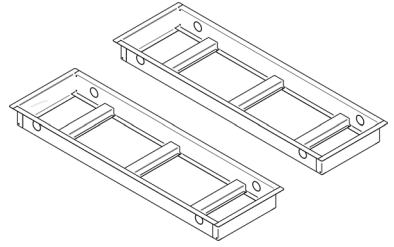
OPTIONAL ACCESSORIES			ERCO 630 FS	ERCO 630 FSI	ERCO 630 F	ERCO 630 FI	ERCO 635 FS	ERCO 635 FSI	ERCO 635 S	ERCO 635 SI	ERCO 635 F	ERCO 635 FI	ERCO 635	ERCO 635 I	ERCO 640 S	ERCO 640 SI
	DESCRIPTION	CODE														
	Set of long ramps H =50 for on-floor version, for ERCO 635 S, ERCO 635, ERCO 640 S	8-41100206	-	-	-	-	-	-	○	-	-	-	○	-	○	-
	Set of long ramps H=50 for on-floor version, for ERCO 630 FS, ERCO 630 F, ERCO 635 FS	8-41100207	○	-	○	-	○	-	-	-	○	-	-	-	-	-
	Extensions for pipes 1 mt. (cables and protection cover included)	8-41100145	-	-	○	○	-	-	-	-	○	○	○	○	-	-
	Extensions for pipes 2 mt. (cables and protection cover included)	8-41100146	-	-	○	○	-	-	-	-	○	○	○	○	-	-
	Extensions for pipes 1 mt. (cables and protection cover included)	8-41100149	○	○	-	-	○	○	○	○	-	-	-	-	○	○
	Extensions for pipes 2 mt. (cables and protection cover included)	8-41100150	○	○	-	-	○	○	○	○	-	-	-	-	○	○

**NEW**

■ = Standard    ○ = Compatible    - = NOT compatible



# OPTIONAL ACCESSORIES

OPTIONAL ACCESSORIES			ERCO 630 FS	ERCO 630 FSI	ERCO 630 F	ERCO 630 FI	ERCO 635 FS	ERCO 635 FSI	ERCO 635 S	ERCO 635 SI	ERCO 635 F	ERCO 635 FI	ERCO 635	ERCO 635 I	ERCO 640 S	ERCO 640 SI
	DESCRIPTION	CODE														
	Off-the-road vehicle cross bar (2 pcs).	8-42300047	○	○	○	○	○	○	○	○	○	○	○	○	○	○
	Kit of 4 rubber blocks height 80 mm.	8-42300027	○	○	○	○	○	○	○	○	○	○	○	○	○	○
	Kit of 4 rubber blocks height 40 mm.	8-42300028	○	○	○	○	○	○	○	○	○	○	○	○	○	○
	Angle pipe protection cover.	8-41100143	○	-	○	-	○	-	○	-	○	-	○	-	○	-
	Frame set for ERCO 630 FI, 630 FSI, 635 FI, 635 FSI	8-41100167		○		○		○				○				
	Frame set for ERCO 635 I, 635 SI, 640 SI	8-41100166								○				○		○

**NEW**

■ = Standard    ○ = Compatible    - = NOT compatible



## OPTIONAL ACCESSORIES

	DESCRIPTION	CODE	ERCO 630 FS	ERCO 630 FSI	ERCO 630 F	ERCO 630 FI	ERCO 635 FS	ERCO 635 FSI	ERCO 635 S	ERCO 635 SI	ERCO 635 F	ERCO 635 FI	ERCO 635	ERCO 635 I	ERCO 640 S	ERCO 640 SI
--	-------------	------	-------------	--------------	------------	-------------	-------------	--------------	------------	-------------	------------	-------------	----------	------------	------------	-------------

### Civil Works - research codes for the website private area - only for IN-PIT versions

0-410001	ERCO630FSI															
0-410001	ERCO630FI															
0-410001	ERCO635FSI															
0-410001	ERCO635SI															
0-410001	ERCO635FI															
0-410001	ERCO635I															
0-410001	ERCO640SI															




**NEW**

■ = Standard    ○ = Compatible    - = NOT compatible



# ELECTRO-MECHANICAL TWO POST LIFTS

## ERCO 3002 CBP



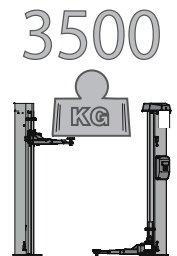
CODE	ELECTRICAL SUPPLY	DESCRIPTION	
0-43102101/15	400V / 3P <sub>H</sub> / 50-60Hz	<b>ERCO 3002 CBP</b> , chain drive system and asymmetric arms.	
0-43102111/15	230 / 3P <sub>H</sub> / 50-60Hz	<b>ERCO 3002 CBP</b> , chain drive system and asymmetric arms.	
8-43100100		<b>Customization kit</b>	

NEW



# ELECTRO-MECHANICAL TWO POST LIFTS

## ERCO 3512





CODE	ELECTRICAL SUPPLY	DESCRIPTION	
0-43105601/15	230V / 3P <sub>H</sub> / 50-60Hz	ERCO 3512, with base, chain drive system, asymmetric arms.	
0-43105600/15	400V / 3P <sub>H</sub> / 50-60Hz	ERCO 3512, with base, chain drive system, asymmetric arms.	

NEW



# COMPULSORY ACCESSORIES - ERCO 3002 CBP - ERCO 3512

	DESCRIPTION	CODE		ERCO 3002 CBP	ERCO 3512
	Anchor set (4+4 pezzi)	8-43100151		O	-
	Anchor set (6+6 pezzi)	8-43100194		-	O


**NEW**

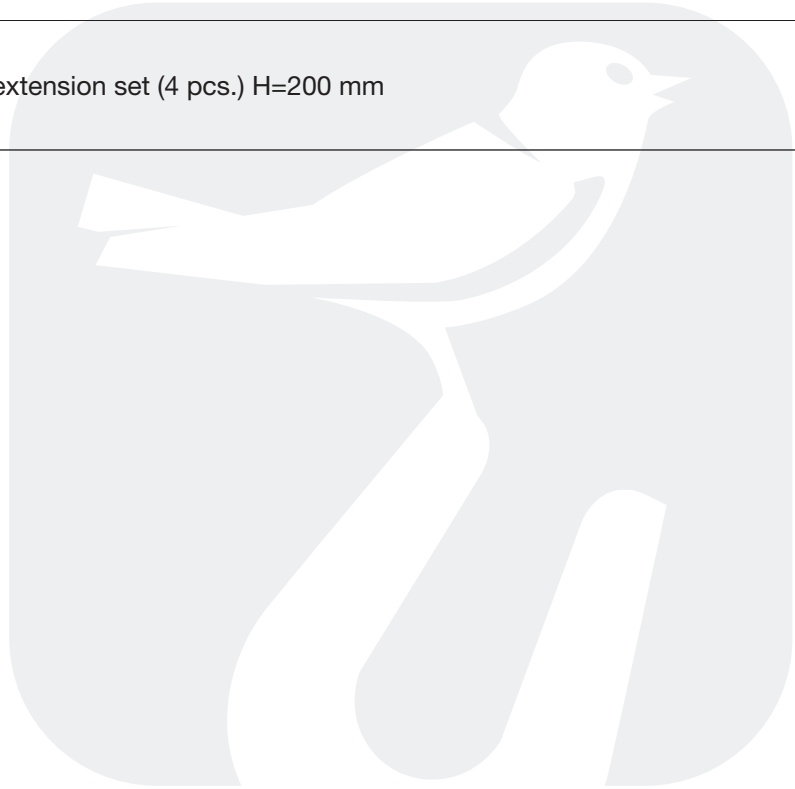
■ = Standard    ○ = Compatible    - = NOT compatible





## OPTIONAL ACCESSORIES - ERCO 3002 CBP - ERCO 3512

	DESCRIPTION	CODE		ERCO 3002 CBP	ERCO 3512
	Pad extension set (4 pcs.) H=150 mm	8-43100153		○	-
	Pad extension set (4 pcs.) H=200 mm	8-43100154		-	○



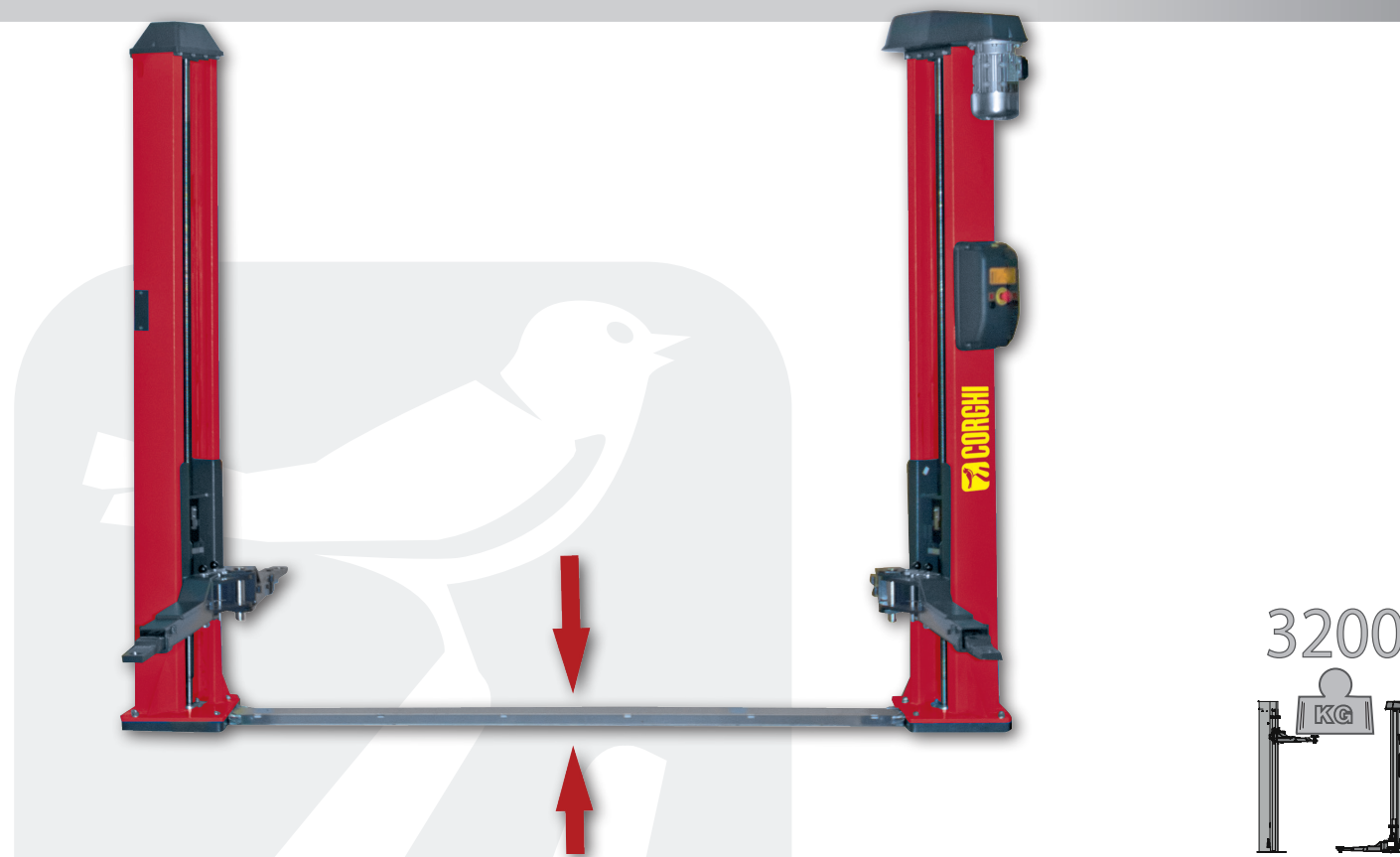
**NEW**

■ = Standard    ○ = Compatible    - = NOT compatible



# ELECTRO-MECHANICAL TWO POST LIFTS

## ERCO 3212N



CODE	ELECTRICAL SUPPLY	DESCRIPTION
0-43105301/15	230V / 3P <sub>H</sub> / 50Hz	<b>ERCO 3212N</b> , chain drive system and asymmetric arms.
0-43105300/15	400V / 3P <sub>H</sub> / 50Hz	<b>ERCO 3212N</b> , chain drive system and asymmetric arms.
0-43105311/15	230V / 3P <sub>H</sub> / 50Hz	<b>ERCO 3212N CBP</b> , with base, chain drive system and asymmetric arms.
0-43105310/15	400V / 3P <sub>H</sub> / 50Hz	<b>ERCO 3212N CBP</b> , with base, chain drive system and asymmetric arms.

NEW



# ELECTRO-MECHANICAL TWO POST LIFTS

## ERCO 3222N CEL



CODE	ELECTRICAL SUPPLY	DESCRIPTION	
0-43105401/15	230V / 3PH / 50Hz	ERCO 3222N CEL, asymmetric arms, 2 motors and electronic synchronization system.	
0-43105400/15	400V / 3PH / 50Hz	ERCO 3222N CEL, asymmetric arms, 2 motors and electronic synchronization system.	

NEW

 CORCHI

# ELECTRO-MECHANICAL TWO POST LIFTS

## ERCO 4022N CEL



CODE	ELECTRICAL SUPPLY	DESCRIPTION	
0-43105501/15	230V / 3P <sub>H</sub> / 50Hz	ERCO 4022N CEL, 2 motors, asymmetric arms, electronic synchronization system.	
0-43105500/15	400V / 3P <sub>H</sub> / 50Hz	ERCO 4022N CEL, 2 motors, asymmetric arms, electronic synchronization system.	

# ELECTRO-MECHANICAL TWO POST LIFTS


## ERCO 4022 ELX



CODE	ELECTRICAL SUPPLY	DESCRIPTION
0-43101401/15	400V / 3P <sub>H</sub> / 50Hz	ERCO 4022N ELX, symmetric arms, 2 motors and electronic synchronization system, anchor bolts included.

# ELECTRO-MECHANICAL TWO POST LIFTS

## ERCO 5022 CEL







CODE	ELECTRICAL SUPPLY	DESCRIPTION
0-43101101/15	400V / 3P <sub>H</sub> / 50Hz	<b>ERCO 5022 CEL</b> , symmetric arms, 2 motors and electronic synchronization system, anchor bolts included.

NEW



# COMPULSORY ACCESSORIES - ERCO 3212N-3222N-4022N-4022 ELX-5022 CEL







	DESCRIPTION	CODE		ERCO 3212N	ERCO 3212N CBP	ERCO 3222N CEL	ERCO 4022N CEL	ERCO 4022 ELX	ERCO 5022 CEL
	Ground fixing kit.	8-43300182		O	-	-	-	-	-
	Ground fixing kit.	8-43300186		-	-	O	-	-	-
	Ground fixing kit.	8-43300183		-	O	-	-	-	-
	Ground fixing kit.	8-43300184		-	-	-	O	-	-
IMAGE NOT AVAILABLE	3,2 tons short arms kit for FERRARI.	8-43320000		-	-	O	-	-	-

**NEW**

■ = Standard    ○ = Compatible    - = NOT compatible



## OPTIONAL ACCESSORIES - ERCO 3212N-3222N-4022N-4022 ELX-5022 CEL

	DESCRIPTION	CODE		ERCO 3212N	ERCO 3212N CBP	ERCO 3222N CEL	ERCO 4022N CEL	ERCO 4022 ELX	ERCO 5022 CEL
	<b>Complete</b> pad kit for FCA electric cars (1 pc) Ø 60mm, designed for FIAT 500 electric version	<b>8-43100229</b>		O	O	O	O	O	O
	<b>Base</b> kit 3.2 ton.	<b>8-43300185</b>		O	-	O	-	-	-
	<b>Set</b> of 4 extension for pads, H=35 mm	<b>8-43300021</b>		O	O	O	O	O	O
	<b>Set</b> of 4 extension for pads, H=80 mm	<b>8-43300014</b>		O	O	O	O	O	O
	<b>Set</b> of 4 extension for pads, H=140 mm	<b>8-43300015</b>		O	O	O	O	O	O
	<b>Set</b> of 4 adapters for Mercedes Sprinter.	<b>8-43300016</b>		O	O	O	O	O	O


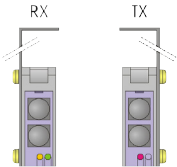

**NEW**

■ = Standard    O = Compatible    - = NOT compatible





## OPTIONAL ACCESSORIES - ERCO 3212N-3222N-4022N-4022 ELX-5022 CEL

	DESCRIPTION	CODE		ERCO 3212N	ERCO 3212N CBP	ERCO 3222N CEL	ERCO 4022N CEL	ERCO 4022 ELX	ERCO 5022 CEL
	Set of 4 special supports for 4WD vehicles.	8-43300017		O	O	O	O	O	O
	Additional photocell kit.	8-43300003		-	-	O	O	O	O
	Roof cable guide for ERCO 3222N CEL H=3840 mm.	8-43300037		-	-	O	-	-	-
	Roof cable guide for ERCO 4022N CEL H=4540 mm.	8-43300036		-	-	-	O	-	-
	Roof cable guide for ERCO 5022 CEL and 4022 ELX H=4540 mm.	8-43300028		-	-	-	-	O	O

**NEW**

■ = Standard    ○ = Compatible    - = NOT compatible

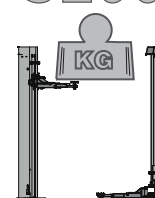


# ELECTRO-HYDRAULIC TWO POST LIFTS

## SERIE ERCO H3202



3200





CODE	ELECTRICAL SUPPLY	DESCRIPTION
0-43102201/15	400V / 3P <sub>H</sub> / 50-60Hz	<b>ERCO H3202 L</b> floor level pipes, arms with three symmetrical telescopic extensions.
0-43102211/15	230V / 3P <sub>H</sub> / 50-60Hz	<b>ERCO H3202 L</b> floor level pipes, arms with three symmetrical telescopic extensions.
0-43102221/15	230V / 1P <sub>H</sub> / 50Hz	<b>ERCO H3202 L</b> floor level pipes, arms with three symmetrical telescopic extensions.
8-43100101		CUSTOMIZATION KIT
0-431022202/15	400V / 3P <sub>H</sub> / 50-60Hz	<b>ERCO H3202 LI</b> sunken pipes, arms with three symmetrical telescopic extensions.
0-43102212/15	230V / 3P <sub>H</sub> / 50-60Hz	<b>ERCO H3202 LI</b> sunken pipes, arms with three symmetrical telescopic extensions.
0-43102222/15	230V / 1P <sub>H</sub> / 50Hz	<b>ERCO H3202 LI</b> sunken pipes, arms with three symmetrical telescopic extensions.
8-43100102		CUSTOMIZATION KIT
0-431022203/15	400V / 3P <sub>H</sub> / 50-60Hz	<b>ERCO H3202 V</b> overhead pipes, arms with three symmetrical telescopic extensions.
0-43102213/15	230V / 3P <sub>H</sub> / 50-60Hz	<b>ERCO H3202 V</b> overhead pipes, arms with three symmetrical telescopic extensions.
0-43102223/15	230V / 1P <sub>H</sub> / 50Hz	<b>ERCO H3202 V</b> overhead pipes, arms with three symmetrical telescopic extensions.
0-43102233/15	230V / 1P <sub>H</sub> / 60Hz	<b>ERCO H3202 V</b> overhead pipes, arms with three symmetrical telescopic extensions.
8-43100103		CUSTOMIZATION KIT
0-431022204/15	400V / 3P <sub>H</sub> / 50-60Hz	<b>ERCO H3202 CBP</b> with base, arms with three symmetrical telescopic extensions.
0-43102214/15	230V / 3P <sub>H</sub> / 50-60Hz	<b>ERCO H3202 CBP</b> with base, arms with three symmetrical telescopic extensions.
0-43102224/15	230V / 1P <sub>H</sub> / 50Hz	<b>ERCO H3202 CBP</b> with base, arms with three symmetrical telescopic extensions.
8-43100104		CUSTOMIZATION KIT



NEW



## COMPULSORY ACCESSORIES - ERCO H3202 SERIES

	DESCRIPTION	CODE		ERCO H3202 L	ERCO H3202 LI	ERCO H3202 V	ERCO H3202 CBP
	Anchor set.	8-43100156		O	O	O	-
	Anchor set.	8-43100157		-	-	-	O

## OPTIONAL ACCESSORIES - ERCO H3202 SERIES



	Pad extension set (4 pcs.) H = mm 150	8-43100153		O	O	O	O
	Pad extension set (4 pcs.) H = mm 200	8-43100154		O	O	O	O
	Manual emergency descent pump	8-41100103		O	O	O	O

**NEW**

■ = Standard    O = Compatible    - = NOT compatible

# ELECTRO-HYDRAULIC TWO POST LIFTS

## ERCO H4002E SERIES



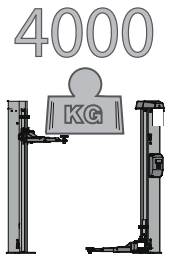

CODE	ELECTRICAL SUPPLY	DESCRIPTION
0-43104821/15	230V / 1P <sub>H</sub> / 50Hz	<b>ERCO H4002E</b> , arms with two symmetrical telescopic extensions, portal H=3870.
0-43104811/15	230V / 3P <sub>H</sub> / 50-60Hz	<b>ERCO H4002E</b> , arms with two symmetrical telescopic extensions, portal H=3870.
0-43104801/15	400V / 3P <sub>H</sub> / 50-60Hz	<b>ERCO H4002E</b> , arms with two symmetrical telescopic extensions, portal H=3870.
0-43104921/15	230V / 1P <sub>H</sub> / 50Hz	<b>ERCO H4002E-V</b> , arms with two symmetrical telescopic extensions, portal H=4470.
0-43104911/15	230V / 3P <sub>H</sub> / 50-60Hz	<b>ERCO H4002E-V</b> , arms with two symmetrical telescopic extensions, portal H=4470.
0-43104901/15	400V / 3P <sub>H</sub> / 50-60Hz	<b>ERCO H4002E-V</b> , arms with two symmetrical telescopic extensions, portal H=4470.
0-43105021/15	230V / 1P <sub>H</sub> / 50Hz	<b>ERCO H4002E-XV</b> , arms with two symmetrical telescopic extensions, portal H=5070.
0-43105011/15	230V / 3P <sub>H</sub> / 50-60Hz	<b>ERCO H4002E-XV</b> , arms with two symmetrical telescopic extensions, portal H=5070.
0-43105001/15	400V / 3P <sub>H</sub> / 50-60Hz	<b>ERCO H4002E-XV</b> , arms with two symmetrical telescopic extensions, portal H=5070.

NEW



# ELECTRO-HYDRAULIC TWO POST LIFTS

## ERCO H4002N SERIES



CODE	ELECTRICAL SUPPLY	DESCRIPTION
0-43104521/15	230V / 1P <sub>H</sub> / 50Hz	<b>ERCO H4002N</b> , arms with three symmetrical telescopic, portal H=3870.
0-43104511/15	230V / 3P <sub>H</sub> / 50-60Hz	<b>ERCO H4002N</b> , arms with three symmetrical telescopic, portal H=3870.
0-43104501/15	400V / 3P <sub>H</sub> / 50-60Hz	<b>ERCO H4002N</b> , arms with three symmetrical telescopic, portal H=3870.
0-43104621/15	230V / 1P <sub>H</sub> / 50Hz	<b>ERCO H4002N-V</b> , arms with three symmetrical telescopic, portal H=4470.
0-43104611/15	230V / 3P <sub>H</sub> / 50-60Hz	<b>ERCO H4002N-V</b> , arms with three symmetrical telescopic, portal H=4470.
0-43104601/15	400V / 3P <sub>H</sub> / 50-60Hz	<b>ERCO H4002N-V</b> , arms with three symmetrical telescopic, portal H=4470.
0-43104721/15	230V / 1P <sub>H</sub> / 50Hz	<b>ERCO H4002N-XV</b> , arms with three symmetrical telescopic, portal H=5070.
0-43104711/15	230V / 3P <sub>H</sub> / 50-60Hz	<b>ERCO H4002N-XV</b> , arms with three symmetrical telescopic, portal H=5070.
0-43104701/15	400V / 3P <sub>H</sub> / 50-60Hz	<b>ERCO H4002N-XV</b> , arms with three symmetrical telescopic, portal H=5070.

NEW

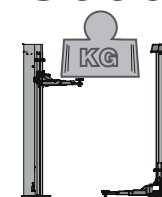


# ELECTRO-HYDRAULIC TWO POST LIFTS

## ERCO H5002 SERIES



5000





CODE	ELECTRICAL SUPPLY	DESCRIPTION
0-43102401/15	400V / 3P <sub>H</sub> / 50-60Hz	<b>ERCO H5002</b> , arms with three symmetrical telescopic extensions, portal H=3870.
0-43102411/15	230V / 3P <sub>H</sub> / 50-60Hz	<b>ERCO H5002</b> , arms with three symmetrical telescopic extensions, portal H=3870.
0-43102421/15	230V / 1P <sub>H</sub> / 50Hz	<b>ERCO H5002</b> , arms with three symmetrical telescopic extensions, portal H=3870.
8-43100108		CUSTOMIZATION KIT
0-43102402/15	400V / 3P <sub>H</sub> / 50-60Hz	<b>ERCO H5002 V</b> , arms with three symmetrical telescopic extension, portal H=4470.
0-43102412/15	230V / 3P <sub>H</sub> / 50-60Hz	<b>ERCO H5002 V</b> , arms with three symmetrical telescopic extension, portal H=4470.
0-43102422/15	230V / 1P <sub>H</sub> / 50Hz	<b>ERCO H5002 V</b> , arms with three symmetrical telescopic extension, portal H=4470.
8-43100109		CUSTOMIZATION KIT
0-43102403/15	400V / 3P <sub>H</sub> / 50-60Hz	<b>ERCO H5002 XV</b> , arms with three symmetrical telescopic extension, portal H=5070.
0-43102413/15	230V / 3P <sub>H</sub> / 50-60Hz	<b>ERCO H5002 XV</b> , arms with three symmetrical telescopic extension, portal H=5070.
0-43102423/15	230V / 1P <sub>H</sub> / 50Hz	<b>ERCO H5002 XV</b> , arms with three symmetrical telescopic extension, portal H=5070.
8-43100110		CUSTOMIZATION KIT

NEW



# COMPULSORY ACCESSORIES - SERIES: ERCO H4002E - H4002N - H5002





	DESCRIPTION	CODE	ERCO H4002E	ERCO H4002E-V	ERCO H4002E-XV	ERCO H4002N	ERCO H4002N-V	ERCO H4002N-XV	ERCO H5002	ERCO H5002 V	ERCO H5002 XV
	Anchor set.	8-43100158	○	○	○	○	○	○	-	-	-
	Anchor set.	8-43100161	-	-	-	-	-	-	○	○	○

**NEW**

■ = Standard    ○ = Compatible    - = NOT compatible



## OPTIONAL ACCESSORIES - SERIES: ERCO H4002E - H4002N - H5002

	DESCRIPTION	CODE	ERCO H4002E	ERCO H4002E-V	ERCO H4002E-XV	ERCO H4002N	ERCO H4002N-V	ERCO H4002N-XV	ERCO H5002	ERCO H5002 V	ERCO H5002 XV
	<b>Complete</b> pad kit for FCA electric cars (1 pc) Ø 60mm, designed for FIAT 500 electric version	<b>8-43100229</b>	○	○	○	○	○	○	○	○	○
IMAGE NOT AVAILABLE	<b>Extensions</b> for pads ( 4pcs) H=150 mm.	<b>8-43100159</b>	○	○	○	○	○	○	-	-	-
IMAGE NOT AVAILABLE	<b>Extensions</b> for pads ( 4pcs) H=200 mm.	<b>8-43100160</b>	○	○	○	○	○	○	-	-	-
	<b>Manual</b> emergency descent pump.	<b>8-41100103</b>	○	○	○	○	○	○	○	○	○
	<b>Set</b> of extended height range pads (4pcs) H=80/170 mm.	<b>8-43100192</b>	-	-	-	○	○	○	-	-	-
	<b>Bar</b> kit stopping ascent.	<b>8-43100193</b>	○	○	○	-	-	-	-	-	-
	<b>Column</b> extension set, H=600.	<b>8-43700001/15</b>	-	-	-	○	-	-	-	-	-
	<b>Column</b> extension set, H=1200.	<b>8-43700002/15</b>	-	-	-	○	○	-	-	-	-
	<b>Column</b> extension set, H=600.	<b>8-43700003/15</b>	○	-	-	-	-	-	-	-	-
	<b>Column</b> extension set, H=1200.	<b>8-43700004/15</b>	○	○	-	-	-	-	-	-	-
	<b>Column</b> extension set, H=600, to transform the hydraulic 2-post lift from H=4470 to H=5070 and from H=5070 to H=4470	<b>8-43100197/15</b>	-	-	-	-	-	-	-	○	○
	<b>Column</b> extension set, H=1200, to transform the hydraulic 2-post lift from H=3870 and H=4470 to H=5070	<b>8-43100200/15</b>	-	-	-	-	-	-	○	○	-

**NEW**


■ = Standard    ○ = Compatible    - = NOT compatible





# ELECTRO-HYDRAULIC TWO POST LIFTS

## ERCO H5502 XV




CODE	ELECTRICAL SUPPLY	DESCRIPTION
0-43104101/15	230-400/ 3PH / 50-60Hz	ERCO H5502 XV Hydraulic 2 post lifts with 4-section support arms, loading capacity 5500 kg




NEW

 **CORGI**

## COMPULSORY ACCESSORIES - H5502 XV

	DESCRIPTION	CODE	
	<b>Anchor set</b>	<b>8-43100161</b>	

## OPTIONAL ACCESSORIES - H5502 XV

	DESCRIPTION	CODE	
	<b>Complete</b> pad kit for FCA electric cars (1 pc) Ø 60mm, designed for FIAT 500 electric version	<b>8-43100229</b>	
	<b>CRAFTER kit</b> (recommended)	<b>8-43100183</b>	
	<b>Manual</b> emergency descent pump (recommended)	<b>8-41100103</b>	

**NEW**

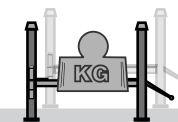
■ = Standard    ○ = Compatible    - = NOT compatible

# ELECTRO-HYDRAULIC FOUR POST LIFTS

## ERCO 4004 SERIES



4000





CODE	ELECTRICAL SUPPLY	DESCRIPTION	
0-43102501/15	400V / 3P <sub>H</sub> / 50-60Hz	<b>ERCO 4004B</b> , low profile, flat runways.	
0-43102511/15	230V / 3P <sub>H</sub> / 50-60Hz	<b>ERCO 4004B</b> , low profile, flat runways.	
0-43102521/15	230V / 1P <sub>H</sub> / 50Hz	<b>ERCO 4004B</b> , low profile, flat runways.	
8-43100111		CUSTOMIZATION KIT	
0-43102502/15	400V / 3P <sub>H</sub> / 50-60Hz	<b>ERCO 4004B CT</b> , low profile, recessed runways for wheel alignment.	
0-43102512/15	230V / 3P <sub>H</sub> / 50-60Hz	<b>ERCO 4004B CT</b> , low profile, recessed runways for wheel alignment.	
0-43102522/15	230V / 1P <sub>H</sub> / 50Hz	<b>ERCO 4004B CT</b> , low profile, recessed runways for wheel alignment.	
8-43100112		CUSTOMIZATION KIT	
0-43103701/15	400V / 3P <sub>H</sub> / 50-60Hz	<b>ERCO 4004 W CT</b> , wheel alignment runways.	
0-43103705/15	400V / 3P <sub>H</sub> / 50-60Hz	<b>ERCO 4004 W CT</b> , wheel alignment runways, in-PIT VERSION.	
0-43103711/15	230V / 3P <sub>H</sub> / 50-60Hz	<b>ERCO 4004 W CT</b> , wheel alignment runways.	
0-43103721/15	230V / 1P <sub>H</sub> / 50Hz	<b>ERCO 4004 W CT</b> , wheel alignment runways.	
8-43100178		CUSTOMIZATION KIT	

NEW



# ELECTRO-HYDRAULIC FOUR POST LIFTS

## ERCO 5004 SERIES




CODE	ELECTRICAL SUPPLY	DESCRIPTION
0-43103801/15	400V / 3P <sub>H</sub> / 50-60Hz	<b>ERCO 5004 W</b> , recessed runways for wheel alignment.
0-43103811/15	230V / 3P <sub>H</sub> / 50-60Hz	<b>ERCO 5004 W</b> , recessed runways for wheel alignment.
0-43103821/15	230V / 1P <sub>H</sub> / 50Hz	<b>ERCO 5004 W</b> , recessed runways for wheel alignment.
8-43100180		CUSTOMIZATION KIT
0-43103802/15	400V / 3P <sub>H</sub> / 50-60Hz	<b>ERCO 5004 W CT</b> , wheel alignment runways.
0-43103812/15	230V / 3P <sub>H</sub> / 50-60Hz	<b>ERCO 5004 W CT</b> , wheel alignment runways.
0-43103822/15	230V / 1P <sub>H</sub> / 50Hz	<b>ERCO 5004 W CT</b> , wheel alignment runways.
8-43100179		CUSTOMIZATION KIT
0-43103901/15	400V / 3P <sub>H</sub> / 50-60Hz	<b>ERCO 5004 CT LT</b> , wheel alignment runways, Lift Table
0-43103911/15	230V / 3P <sub>H</sub> / 50-60Hz	<b>ERCO 5004 CT LT</b> , wheel alignment runways, Lift Table
0-43103921/15	230V / 1P <sub>H</sub> / 50Hz	<b>ERCO 5004 CT LT</b> , wheel alignment runways, Lift Table



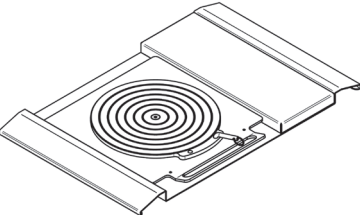
NEW



## COMPULSORY ACCESSORIES - SERIES: ERCO 4004 - 5004

	DESCRIPTION	CODE	ERCO 4004B	ERCO 4004B CT	ERCO 4004 W CT	ERCO 5004 W	ERCO 5004 W CT	ERCO 5004 CT LT
	Anchor set	8-43100162	0	0	0	0	0	0

## OPTIONAL ACCESSORIES - SERIES: ERCO 4004 - 5004



	DESCRIPTION	CODE	ERCO 4004B	ERCO 4004B CT	ERCO 4004 W CT	ERCO 5004 W	ERCO 5004 W CT	ERCO 5004 CT LT
	Manual emergency descent pump.	8-41100103	0	0	0	0	0	0
	Turntables set	8-43100163	-	-	0	0	0	-
	Turntables set H= 31 mm	8-43100166	-	0	-	-	-	-

**NEW**

■ = Standard    ○ = Compatible    - = NOT compatible



## OPTIONAL ACCESSORIES - SERIES: ERCO 4004 - 5004

				ERCO 4004B	ERCO 4004B CT	ERCO 4004 W CT	ERCO 5004 W	ERCO 5004 W CT	ERCO 5004 CT LT
	DESCRIPTION	CODE							
	Pair of car mechanical turntables with ROC Push-mode kit (400x450x50H mm).	8-33100102		-	-	-	-	-	○
	TPI02-MT - pneumo-hydraulic scissor lift cross-bar	8-42100120		○	○	○	○	○	○
	Customization kit for TPI02-MT	8-43100164		○	○	○	○	○	○

**NEW**

■ = Standard    ○ = Compatible    - = NOT compatible



**LOW PROFILE**

# UNDERBODY SCISSOR LIFTS

**SERIES: ERCO 500**  
**ERCO 505**



CODE	ELECTRICAL SUPPLY	DESCRIPTION	
<b>LOADING CAPACITY 3000 KG.</b>			
0-41000200017/1534	400/230V - 3PH - 50/60HZ	ERCO 500 on-floor installation, with extension runways and double master/slave circuit (oil included)	
0-41000200021/1534	400/230V - 3PH - 50/60HZ	ERCO 500I in-pit installation, on-floor, with extension runways and double master/slave circuit (oil included)	
0-41000200019/1534	400/230V - 3PH - 50/60HZ	ERCO 500F on-floor installation, with runways with flaps and double master slave circuit (oil included)	
0-41000200023/1534	400/230V - 3PH - 50/60HZ	ERCO 500FI in-pit installation, with runways with flaps and double master slave circuit (oil included)	
<b>LOADING CAPACITY 3500 KG.</b>			
0-41000200025/1534	400/230V - 3PH - 50/60HZ	ERCO 505 on-floor installation, with extension runways and double master/slave circuit (oil included)	
0-41000200027/1534	400/230V - 3PH - 50/60HZ	ERCO 505I in-pit installation, on-floor, with extension runways and double master/slave circuit (oil included)	
0-41000200029/1534	400/230V - 3PH - 50/60HZ	ERCO 505F on-floor installation, with runways with flaps and double master slave circuit (oil included)	
0-41000200031/1534	400/230V - 3PH - 50/60HZ	ERCO 505FI in-pit installation, with runways with flaps and double master slave circuit (oil included)	

**NEW**

SHOULD YOU NEED A DIFFERENT POWER SUPPLY, NEUTRAL VERSION OR A SPECIAL COLOUR COMBINATION, OR SHOULD YOU NOT NEED THE OIL AS STANDARD, KINDLY REFER TO THE FOLLOWING CONFIGURATOR SYSTEM :

### CONFIGURATOR SYSTEM FOR SPECIAL CONFIGURATIONS

0-410002	CONFIGURATOR UNIQUE CODE	
LOADING CAPACITY 3000 KG.	ERC0500	with extension runways and double master/slave circuit, 230-400V/3PH/50-60Hz
	ERC0500F	with runways with flaps and double master slave circuit , 230-400V/3PH/50-60Hz
LOADING CAPACITY 3500 KG.	ERC0505	with extension runways and double master/slave circuit, 230-400V/3PH/50-60Hz
	ERC0505F	with runways with flaps and double master slave circuit , 230-400V/3PH/50-60Hz

INSTALLATION MODE	
ON-FLOOR Installation	
IN-PIT Installation	
Neutral Version	

ALTERNATIVE CONFIGURATIONS	
Voltage: 230V/1Ph/50-60Hz	
Hydraulic Oil	
Special Color # 1: new color instead of usual red color RAL 3002 (grey color RAL 7016 remain unchanged)	
SPECIAL COLOR # 2: new colors instead of usual combination red color RAL 3002 + grey color RAL 7016	
ANTIOXIDANT TREATMENT WITH CATAPHORESIS	

As a completion of the installation with **Neutral Version**, one the four accessories highlighted in green color has to be purchased (see "Accessories for completion of Neutral Installation")







ACCESSORIES FOR COMPLETION OF NEUTRAL INSTALLATION				ERC0 500	ERC0 500 F	ERC0 500 FI	ERC0 500 I	ERC0 505	ERC0 505 F	ERC0 505 FI	ERC0 505 I
	DESCRIPTION	CODE									
IMAGE NOT AVAILABLE	On-floor installation kit ( <b>neutral version</b> ) when ordering a <b>lift with extensions</b>	8-41100157		O	-	-	-	O	-	-	-
IMAGE NOT AVAILABLE	In-pit installation kit ( <b>neutral version</b> ) when ordering a <b>lift with extensions</b>	8-41100155		-	-	-	O	-	-	-	O
IMAGE NOT AVAILABLE	On-floor installation kit ( <b>neutral version</b> ) when ordering a <b>lift with flaps</b>	8-41100158		-	O	-	-	-	O	-	-
IMAGE NOT AVAILABLE	In-pit installation kit ( <b>neutral version</b> ) when ordering a <b>lift with flaps</b>	8-41100156		-	-	O	-	-	-	O	-

NEW







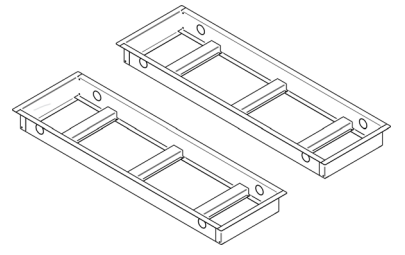
## OPTIONAL ACCESSORIES

OPTIONAL ACCESSORIES				ERCO 500	ERCO 500 F	ERCO 500 FI	ERCO 500 I	ERCO 505	ERCO 505 F	ERCO 505 FI	ERCO 505 I
	DESCRIPTION	CODE									
 	Set of long ramps H=50 for on-floor version, for ERCO500 and ERCO505	<b>8-41100208</b>		O	-	-	-	O	-	-	-
 	Set of long ramps H=50 or on-floor version, for ERCO500F and ERCO505F	<b>8-41100209</b>		-	O	-	-	-	O	-	-
	<b>Extensions</b> for pipes 1 mt. (cables and protection cover included)	<b>8-41100159</b>		O	O	O	O	O	O	O	O
	<b>Extensions</b> for pipes 2 mt. (cables and protection cover included)	<b>8-41100160</b>		O	O	O	O	O	O	O	O
	<b>Angle</b> pipe protection cover.	<b>8-41100143</b>		O	O	-	-	O	O	-	-

**NEW**

■ = Standard    O = Compatible    - = NOT compatible

## OPTIONAL ACCESSORIES

			ERCO 500	ERCO 500 F	ERCO 500 FI	ERCO 500 I	ERCO 505	ERCO 505 F	ERCO 505 FI	ERCO 505 I
	DESCRIPTION	CODE								
	Off-the-road vehicle cross bar (2 pcs).	8-42300047	○	○	○	○	○	○	○	○
	Kit of 4 rubber blocks height 80 mm.	8-42300027	○	○	○	○	○	○	○	○
	Frame set for ERCO 500I and ERCO 505I	8-41100170				○				○
	Frame set for ERCO 500FI and ERCO 505FI	8-41100169			○				○	
Civil Works - research codes for the website private area - only for IN-PIT versions										
0-410002ERCO500I										
0-410002ERCO500FI										
0-410002ERCO505I										
0-410002ERCO505FI										


**NEW**

■ = Standard    ○ = Compatible    - = NOT compatible



# CAR LIFTING PLATFORMS


## ERCO 25 TP




2500  


CODE	DESCRIPTION	
0-44100301/16	ERCO 25 TP, lift for cars and light transport vehicles, access ramps and 4 pads included.	

## OPTIONAL ACCESSORIES - ERCO 25 TP

	DESCRIPTION	CODE	
	Set of 4 revolving arms	8-42600015	



NEW

 **CORGHI**

# MOTORBIKE LINE

## BL600



600  
KG

## BL300



300  
KG






CODE	ELECTRICAL SUPPLY	DESCRIPTION	
0-42103802/15	230V / 1P <sub>H</sub> / 50Hz	<b>BL600</b>	
0-42103803/15	230V / 1P <sub>H</sub> / 60Hz	<b>BL600</b>	
0-42103801/15	230V / 3P <sub>H</sub> / 50-60Hz	<b>BL600</b>	
0-42103800/15	400V / 3P <sub>H</sub> / 50-60Hz	<b>BL600</b>	
0-42104900/15	AIRHYDRAULIC	<b>BL600 P</b>	

CODE	ELECTRICAL SUPPLY	DESCRIPTION	
0-42103600/15	AIRHYDRAULIC	<b>BL300</b>	

NEW

**CORGHI**

## OPTIONAL ACCESSORIES - BL600 - BL300





	DESCRIPTION	CODE		BL600	BL300
	<b>PC Pneumatic</b> manual fixing sickle clamp.	8-42600001		O	O
	<b>ML Manual</b> wheel fixing sickle clamp.	8-42600002		O	O
	<b>Pneumatic</b> wheel fixing sickle clamp, pedal operated.	8-42600006		O	O
	<b>Wearproof</b> top.	8-42600010		-	O
	<b>Spent</b> oil recovery tank.	8-42600011		-	O

**NEW**

■ = Standard    O = Compatible    - = NOT compatible



## OPTIONAL ACCESSORIES - BL600 - BL300




	DESCRIPTION	CODE		BL600	BL300
IMAGE NOT AVAILABLE	<b>Spent</b> oil recovery tank.	8-42300006		○	-
	<b>Tools</b> holder.	8-42600012		-	○
	<b>Support</b> for side stand.	8-42300002		○	○
	<b>Fixing</b> belts (pair).	8-42300003		○	○
	<b>Drive-through</b> kit (only for BL600)	8-42300004		○	-
IMAGE NOT AVAILABLE	<b>In-pit</b> installation kit.	8-41600017		○	-

**NEW**

■ = Standard    ○ = Compatible    - = NOT compatible



## OPTIONAL ACCESSORIES - BL600 - BL300

OPTIONAL ACCESSORIES - BL600 - BL300				BL600	BL300
	DESCRIPTION	CODE		BL600	BL300
	Set of 4 runways side extensions.	8-42300008		○	-
	CM300 Stand kit. 300 kg capacity.	8-45600001		○	○
	Stand kit for CM 300 (4 pcs: 2 long and 2 short)	8-45600005		○	○

**NEW**


■ = Standard    ○ = Compatible    - = NOT compatible





# AIR HYDRAULIC JACKS


CA002 CE



CA118




CA240



CA240P



CA330



CA440



CODE	DESCRIPTION
4330010100/16	<b>CA002 CE</b> lifting capacity 2000 kg.
4330070000/16	<b>CA118</b> lifting capacity 16000 kg.
4330060000/16	<b>CA240</b> lifting capacity 28000 kg.
4330080000/16	<b>CA240P</b> lifting capacity 28000 kg.
4330040000/16	<b>CA330</b> lifting capacity 60000 kg.
4330050000/16	<b>CA440</b> lifting capacity 40000 kg.

NEW



# LIFTS FOR TRUCKS AND INDUSTRIAL VEHICLES WITH MOBILE COLUMNS

## ERCO-LE 75 SERIES



VERSION WITH  
ADJUSTABLE FORKS



WITH HELM  
HYDRAULIC CONTROL



7500



CODE	ELECTRICAL SUPPLY	DESCRIPTION
0-43106300/15	400V / 3PH / 50Hz	ERCO-LE 75-4 Set of 4 electromechanical mobile columns, 7.5 tons
0-43106302/15	230V / 3PH / 60Hz	ERCO-LE 75-4 Set of 4 electromechanical mobile columns, 7.5 tons
0-43106310/15	400V / 3PH / 50Hz	ERCO-LE 75-2 Set of 2 electromechanical mobile columns, 7.5 tons (in addition to ERCO-LE 75-4)
0-43106312/15	230V / 3PH / 60Hz	ERCO-LE 75-2 Set of 2 electromechanical mobile columns, 7.5 tons (in addition to ERCO-LE 75-4)
0-43106330/15	400V / 3PH / 50Hz	ERCO-LE 75-4 Set of 4 electromechanical mobile columns, 7.5 tons, with adjustable forks
0-43106332/15	230V / 3PH / 60Hz	ERCO-LE 75-4 Set of 4 electromechanical mobile columns, 7.5 tons, with adjustable forks
0-43106340/15	400V / 3PH / 50Hz	ERCO-LE 75-2 Set of 2 electromechanical mobile columns, 7.5 tons (in addition to ERCO-LE 75-4) with adjustable forks
0-43106342/15	230V / 3PH / 60Hz	ERCO-LE 75-2 Set of 2 electromechanical mobile columns, 7.5 tons (in addition to ERCO-LE 75-4) with adjustable forks

NEW



# LIFTS FOR TRUCKS AND INDUSTRIAL VEHICLES WITH MOBILE COLUMNS

## ERCO-LE 55 SERIES



VERSION WITH  
ADJUSTABLE FORKS



WITH HELM  
MECHANICAL  
OPERATION



5500







CODE	ELECTRICAL SUPPLY	DESCRIPTION
0-43106800/15	400V / 3Ph / 50Hz	ERCO-LE 55-4 Set of 4 electromechanical mobile columns, 5.5 tons.
0-43106802/15	230V / 3Ph / 60Hz	ERCO-LE 55-4 Set of 4 electromechanical mobile columns, 5.5 tons.
0-43106810/15	400V / 3Ph / 50Hz	ERCO-LE 55-2 Set of 2 electromechanical mobile columns, 5.5 tons (in addition to ERCO-LE 55-4).
0-43106812/15	230V / 3Ph / 60Hz	ERCO-LE 55-2 Set of 2 electromechanical mobile columns, 5.5 tons (in addition to ERCO-LE 55-4).
0-43106830/15	400V / 3Ph / 50Hz	ERCO-LE 55-4 Set of 4 electromechanical mobile columns, 5.5 tons, with adjustable forks.
0-43106832/15	230V / 3Ph / 60Hz	ERCO-LE 55-4 Set of 4 electromechanical mobile columns, 5.5 tons, with adjustable forks.
0-43106840/15	400V / 3Ph / 50Hz	ERCO-LE 55-2 Set of 2 electromechanical mobile columns, 5.5 tons (in addition to ERCO-LE 55-4) with adjustable forks.
0-43106842/15	230V / 3Ph / 60Hz	ERCO-LE 55-2 Set of 2 electromechanical mobile columns, 5.5 tons (in addition to ERCO-LE 55-4) with adjustable forks.

NEW






## OPTIONAL ACCESSORIES - ERCO-LE 75- ERCO-LE 55

	DESCRIPTION	CODE	
	<b>Complete</b> remote control unit	<b>8-43100208</b>	
	<b>Complete</b> cart	<b>8-43100210</b>	
	<b>Extensions</b> for forks 150mm (2cs); for one column.	<b>8-43120008</b>	
	<b>Adapters</b> kit for wheels Ø 700 to 500 mm (2 pcs); for one column.	<b>8-43120009</b>	
	<b>Adapters</b> kit for wheels Ø 800 to 700 mm (2 pcs); for one column.	<b>8-43120010</b>	
	<b>Adapters</b> kit for wheels Ø 900 to 800 mm (2 pcs); for one column.	<b>8-43120011</b>	

**NEW**

■ = Standard    ○ = Compatible    - = NOT compatible

## OPTIONAL ACCESSORIES - ERCO-LE 75- ERCO-LE 55

	DESCRIPTION	CODE	
	<b>Free</b> crossbar wheels, 15 tons.	<b>8-43120012</b>	
	<b>Warning</b> light, for one column.	<b>8-43120013</b>	
	<b>One</b> small column H 1403/2000 mm, with 70mmscrew, 7.5 tons.	<b>8-43120014</b>	
	<b>One</b> small column H 1403/2000 mm, with 70mmscrew, 10 tons.	<b>8-43120015</b>	
	<b>10 mt-cable</b> + connection kit for 6 to 8 columns.	<b>8-43120016</b>	

**NEW**

■ = Standard    ○ = Compatible    - = NOT compatible

# SCISSORS LIFT FOR INDUSTRIAL VEHICLES

## BROOKLYN SERIES

brooklyn

VERSION WITHOUT LIFT TABLE



CODE	ELECTRICAL SUPPLY	DESCRIPTION
0-42114000/15	400V/3PH/50-60Hz	<b>BROOKLYN 10/5,8</b> - electronic synchronization, mechanical safety, flat runways, platforms 5800x850mm, loading capacity 10 tons, on-floor installation
0-42114001/15	230V/3PH/50Hz	<b>BROOKLYN 10/5,8</b> - electronic synchronization, mechanical safety, flat runways, platforms 5800x850mm, loading capacity 10 tons, on-floor installation
0-42114010/15	400V/3PH/50-60Hz	<b>BROOKLYN 10/5,8 I</b> - electronic synchronization, mechanical safety, flat runways, platforms 5800x850mm, loading capacity 10 tons, in-pit installation
0-42114011/15	230V/3PH/50Hz	<b>BROOKLYN 10/5,8 I</b> - electronic synchronization, mechanical safety, flat runways, platforms 5800x850mm, loading capacity 10 tons, in-pit installation

NEW

**CORCHI**

CODE	ELECTRICAL SUPPLY	DESCRIPTION
0-42114200/15	400V/3PH/50-60Hz	<b>BROOKLYN 10/5,8 CT-PLATE</b> - fitted with recess for plates H=65, electronic synchronization, mechanical safety, flat runways, platforms 5800x850mm, loading capacity 10 tons, on-floor installation .
0-42114201/15	230V/3PH/50Hz	<b>BROOKLYN 10/5,8 CT-PLATE</b> - fitted with recess for plates H=65, electronic synchronization, mechanical safety, flat runways, platforms 5800x850mm, loading capacity 10 tons, on-floor installation
0-42114210/15	400V/3PH/50-60Hz	<b>BROOKLYN 10/5,8 I CT-PLATE</b> - fitted with recess for plates H=65, electronic synchronization, mechanical safety, flat runways, platforms 5800x850mm, loading capacity 10 tons, in-pit installation
0-42114211/15	230V/3PH/50Hz	<b>BROOKLYN 10/5,8 I CT-PLATE</b> - fitted with recess for plates H=65, electronic synchronization, mechanical safety, flat runways, platforms 5800x850mm, loading capacity 10 tons, in-pit installation
0-42114300/15	400V/3PH/50-60Hz	<b>BROOKLYN M/S 20/7,5</b> - volumetric hydraulic system, master slave without mechanical safety, flat runways, platforms 7500mm, loading capacity 20 tons, on-floor installation
0-42114301/15	230V/3PH/50Hz	<b>BROOKLYN M/S 20/7,5</b> - volumetric hydraulic system, master slave without mechanical safety, flat runways, platforms 7500mm, loading capacity 20 tons, on-floor installation
0-42114310/15	400V/3PH/50-60Hz	<b>BROOKLYN M/S 20/7,5 I</b> - volumetric hydraulic system, master slave without mechanical safety , flat runways, platforms 7500mm, loading capacity 20 tons, in-pit installation
0-42114311/15	230V/3PH/50Hz	<b>BROOKLYN M/S 20/7,5 I</b> - volumetric hydraulic system, master slave without mechanical safety, flat runways, platforms 7500mm, loading capacity 20 tons, in-pit installation
0-42114400/15	400V/3PH/50-60Hz	<b>BROOKLYN M/S 20/7,5 PG-M</b> - play detector, volumetric hydraulic system, master slave without mechanical safety, flat runways, platforms 7500mm, loading capacity 20 tons, on-floor installation
0-42114401/15	230V/3PH/50Hz	<b>BROOKLYN M/S 20/7,5 PG-M</b> - play detector, volumetric hydraulic system , master slave without mechanical safety, flat runways, platforms 7500mm, loading capacity 20 tons, on-floor installation
0-42114410/15	400V/3PH/50-60Hz	<b>BROOKLYN M/S 20/7,5 I PG-M</b> - play detector, volumetric hydraulic system, master slave without mechanical safety, flat runways, platforms 7500mm, loading capacity 20 tons, in-pit installation
0-42114411/15	230V/3PH/50Hz	<b>BROOKLYN M/S 20/7,5 I PG-M</b> - play detector, volumetric hydraulic system, master slave without mechanical safety, flat runways, platforms 7500mm, loading capacity 20 tons, in-pit installation
0-42114500/15	400V/3PH/50-60Hz	<b>BROOKLYN M/S 20/9,2</b> - volumetric hydraulic system, master slave without mechanical safety, flat runways, platforms 9200mm, loading capacity 20 tons, on-floor installation
0-42114501/15	230V/3PH/50Hz	<b>BROOKLYN M/S 20/9,2</b> - volumetric hydraulic system, master slave without mechanical safety, flat runways, platforms 9200mm, loading capacity 20 tons, on-floor installation
0-42114510/15	400V/3PH/50-60Hz	<b>BROOKLYN M/S 20/9,2 I</b> - volumetric hydraulic system, master slave without mechanical safety , flat runways, platforms 9200mm, loading capacity 20 tons, in-pit installation
0-42114511/15	230V/3PH/50Hz	<b>BROOKLYN M/S 20/9,2 I</b> - volumetric hydraulic system, master slave without mechanical safety , flat runways, platforms 9200mm, loading capacity 20 tons, in-pit installation

NEW



CODE	ELECTRICAL SUPPLY	DESCRIPTION
0-42114600/15	400V/3PH/50-60Hz	<b>BROOKLYN M/S 20/9,2 PG-M</b> - play detector, volumetric hydraulic system, master slave without mechanical safety, flat runways, platforms 9200mm, loading capacity 20 tons, on-floor installation
0-42114601/15	230V/3PH/50Hz	<b>BROOKLYN M/S 20/9,2 PG-M</b> - play detector, volumetric hydraulic system, master slave without mechanical safety, flat runways, platforms 9200mm, loading capacity 20 tons, on-floor installation
0-42114610/15	400V/3PH/50-60Hz	<b>BROOKLYN M/S 20/9,2 I PG-M</b> - play detector, volumetric hydraulic system, master slave without mechanical safety , flat runways, platforms 9200mm, loading capacity 20 tons, in-pit installation .
0-42114611/15	230V/3PH/50Hz	<b>BROOKLYN M/S 20/9,2 I PG-M</b> - play detector, volumetric hydraulic system, master slave without mechanical safety , flat runways, platforms 9200mm, loading capacity 20 tons, in-pit installation
0-42114700/15	400V/3PH/50-60Hz	<b>BROOKLYN M/S 30/11,25</b> - volumetric hydraulic system, master slave without mechanical safety, flat runways, platforms 11500mm, loading capacity 30 tons, on-floor installation .
0-42114701/15	230V/3PH/50Hz	<b>BROOKLYN M/S 30/11,25</b> - volumetric hydraulic system, master slave without mechanical safety, flat runways, platforms 11500mm, loading capacity 30 tons, on-floor installation
0-42114710/15	400V/3PH/50-60Hz	<b>BROOKLYN M/S 30/11,25 I</b> - volumetric hydraulic system, master slave without mechanical safety , flat runways, platforms 11500mm, loading capacity 20 tons, in-pit installation
0-42114711/15	230V/3PH/50Hz	<b>BROOKLYN M/S 30/11,25 I</b> - volumetric hydraulic system, master slave without mechanical safety , flat runways, platforms 11500mm, loading capacity 30 tons, in-pit installation
0-42114800/15	400V/3PH/50-60Hz	<b>BROOKLYN M/S 30/11,25 PG-M</b> - play detector, volumetric hydraulic system, master slave without mechanical safety, flat runways, platforms 11500mm, loading capacity 30 tons, on-floor installation
0-42114801/15	230V/3PH/50Hz	<b>BROOKLYN M/S 30/11,25 PG-M</b> - play detector, volumetric hydraulic system, master slave without mechanical safety, flat runways, platforms 11500mm, loading capacity 30 tons, on-floor installation
0-42114810/15	400V/3PH/50-60Hz	<b>BROOKLYN M/S 30/11,25 I PG-M</b> - play detector, volumetric hydraulic system, master slave without mechanical safety , flat runways, platforms 11500mm, loading capacity 30 tons, in-pit installation
0-42114811/15	230V/3PH/50Hz	<b>BROOKLYN M/S 30/11,25 I PG-M</b> - play detector, volumetric hydraulic system, master slave without mechanical safety , flat runways, platforms 11500mm, loading capacity 30 tons, in-pit installation
0-42114900/15	400V/3PH/50-60Hz	<b>BROOKLYN M/S 30/13,80</b> - volumetric hydraulic system, master slave without mechanical safety, flat runways, platforms 13800mm, loading capacity 30 tons, on-floor installation
0-42114901/15	230V/3PH/50Hz	<b>BROOKLYN M/S 30/13,80</b> - volumetric hydraulic system, master slave without mechanical safety, flat runways, platforms 13800mm, loading capacity 30 tons, on-floor installation
0-42114910/15	400V/3PH/50-60Hz	<b>BROOKLYN M/S 30/13,80 I</b> - volumetric hydraulic system, master slave without mechanical safety , flat runways, platforms 13800mm, loading capacity 30 tons, in-pit installation
0-42114911/15	230V/3PH/50Hz	<b>BROOKLYN M/S 30/13,80 I</b> - volumetric hydraulic system, master slave without mechanical safety , flat runways, platforms 13800mm, loading capacity 30 tons, in-pit installation

NEW





CODE	ELECTRICAL SUPPLY	DESCRIPTION
0-42115000/15	400V/3PH/50-60Hz	<b>BROOKLYN M/S 30/13,80 PG-M</b> - play detector, volumetric hydraulic system, master slave without mechanical safety, flat runways, platforms 13800mm, loading capacity 20 tons, on-floor installation
0-42115001/15	230V/3PH/50Hz	<b>BROOKLYN M/S 30/13,80 PG-M</b> - play detector, volumetric hydraulic system, master slave without mechanical safety, flat runways, platforms 13800mm, loading capacity 20 tons, on-floor installation .
0-42115010/15	400V/3PH/50-60Hz	<b>BROOKLYN M/S 30/13,80 I PG-M</b> - play detector, volumetric hydraulic system, master slave without mechanical safety , flat runways, platforms 13800mm, loading capacity 20 tons, in-pit installation .
0-42115011/15	230V/3PH/50Hz	<b>BROOKLYN M/S 30/13,80 I PG-M</b> - play detector, volumetric hydraulic system, master slave without mechanical safety , flat runways, platforms 13800mm, loading capacity 20 tons, in-pit installation .
0-42115100/15	400V/3PH/50-60Hz	<b>BROOKLYN M/S 40/15</b> - volumetric hydraulic system, master slave without mechanical safety, flat runways, platforms 15000mm, loading capacity 40 tons, on-floor installation .
0-42115101/15	230V/3PH/50Hz	<b>BROOKLYN M/S 40/15</b> - volumetric hydraulic system, master slave without mechanical safety, flat runways, platforms 15000mm, loading capacity 40 tons, on-floor installation .
0-42115110/15	400V/3PH/50-60Hz	<b>BROOKLYN M/S 40/15 I</b> - volumetric hydraulic system, master slave without mechanical safety, flat runways, platforms 15000mm, loading capacity 40 tons, in-pit installation .
0-42115111/15	230V/3PH/50Hz	<b>BROOKLYN M/S 40/15 I</b> - volumetric hydraulic system, master slave without mechanical safet , flat runways, platforms 15000mm, loading capacity 40 tons, in-pit installation .
0-42115200/15	400V/3PH/50-60Hz	<b>BROOKLYN M/S 40/15 PG-M</b> - play detector, volumetric hydraulic system, master slave without mechanical safety, flat runways, platforms 15000mm, loading capacity 40 tons, on-floor installation .
0-42115201/15	230V/3PH/50Hz	<b>BROOKLYN M/S 40/15 PG-M</b> - play detector, volumetric hydraulic system, master slave without mechanical safety, flat runways, platforms 15000mm, loading capacity 40 tons, on-floor installation .
0-42115210/15	400V/3PH/50-60Hz	<b>BROOKLYN M/S 40/15 I PG-M</b> - play detector, volumetric hydraulic system, master slave without mechanical safety, flat runways, platforms 15000mm, loading capacity 40 tons, in-pit installation .
0-42115211/15	230V/3PH/50Hz	<b>BROOKLYN M/S 40/15 I PG-M</b> - play detector, volumetric hydraulic system, master slave without mechanical safety, flat runways, platforms 15000mm, loading capacity 40 tons, in-pit installation .

NEW



# SCISSORS LIFT FOR INDUSTRIAL VEHICLES

## BROOKLYN SERIES

brooklyn

VERSION WITH LIFT TABLE



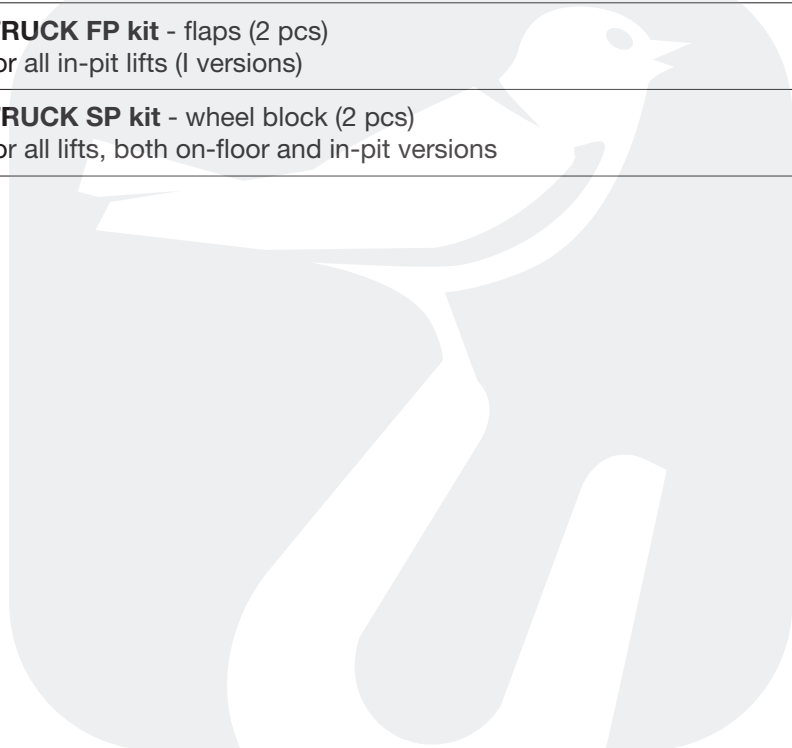
CODE	ELECTRICAL SUPPLY	DESCRIPTION
0-42114100/15	400V/3PH/50-60Hz	<b>BROOKLYN 10/5,8 LT</b> - electronic synchronization, mechanical safety, flat runways, platforms 5800x750+160mm LT , loading capacity 10 tons, on-floor installation
0-42114101/15	230V/3PH/50Hz	<b>BROOKLYN 10/5,8 LT</b> - electronic synchronization, mechanical safety, flat runways, platforms 5800x750+160mm LT , loading capacity 10 tons, on-floor installation
0-42114110/15	400V/3PH/50-60Hz	<b>BROOKLYN 10/5,8 I LT</b> - electronic synchronization, mechanical safety, flat runways, platforms 5800x750+160mm LT , loading capacity 10 tons, on-floor installation
0-42114111/15	230V/3PH/50Hz	<b>BROOKLYN 10/5,8 I LT</b> - electronic synchronization, mechanical safety, flat runways, platforms 5800x750+160mm LT , loading capacity 10 tons, on-floor installation

NEW

 **CORGI**

## COMPULSORY ACCESSORIES - BROOKLYN

	DESCRIPTION	CODE	
IMAGE NOT AVAILABLE	<b>TRUCK RP 10T kit</b> - floor ramps (2 pcs) for all 10/5,8 ton lifts, included LT and CT Plate on-floor versions	<b>8-42100187/00</b>	
IMAGE NOT AVAILABLE	<b>TRUCK RP 20/30/40T kit</b> - floor ramps (2 pcs) for all 20/7,5-20/9,2-30/11,25-30/13,8-40/15 lifts, included PG-M on-floor version	<b>8-42100188/00</b>	
IMAGE NOT AVAILABLE	<b>TRUCK FP kit</b> - flaps (2 pcs) for all in-pit lifts (1 versions)	<b>8-42100189/00</b>	
IMAGE NOT AVAILABLE	<b>TRUCK SP kit</b> - wheel block (2 pcs) for all lifts, both on-floor and in-pit versions	<b>8-42100190/00</b>	



NEW

## OPTIONAL ACCESSORIES - BROOKLYN

	DESCRIPTION	CODE	
	<b>TRUCK TUB-10</b> , pipes extention kit for control unit, 2mt for 10T version	<b>8-42100191</b>	
	<b>TRUCK TUB-10LT</b> , pipes extention kit for control unit, 2mt for 10T LT version	<b>8-42100192</b>	
	<b>TRUCK TUB-20</b> , pipes extention kit for control unit, 2mt for 20T version	<b>8-42100195</b>	
	<b>TRUCK TUB-30</b> , pipes extention kit for control unit, 2mt for 30T version	<b>8-42100196</b>	
	<b>TRUCK TUB-40</b> , pipes extention kit for control unit, 2mt for 40T version	<b>8-42100197</b>	
	<b>TRUCK TUB-10</b> , pipes extention kit for control unit, 4mt for 10T version	<b>8-42100198</b>	
	<b>TRUCK TUB-10LT</b> , pipes extention kit for control unit, 4mt for 10T LT version	<b>8-42100199</b>	
	<b>TRUCK TUB-20</b> , pipes extention kit for control unit, 4mt for 20T version	<b>8-42100202</b>	
	<b>TRUCK TUB-30</b> , pipes extention kit for control unit, 4mt for 30T version	<b>8-42100203</b>	
	<b>TRUCK TUB-40</b> , pipes extention kit for control unit, 4mt for 40T version	<b>8-42100204</b>	
	<b>TRUCK TUB-PG-M</b> , pipes extention kit for control unit, 2mt for PG-M version	<b>8-42100205</b>	
	<b>TRUCK TUB-PG-M</b> , pipes extention kit for control unit, 4mt for PG-M version	<b>8-42100206</b>	
	<b>TRUCK lighting system</b> , 4 led tubes	<b>8-42100207</b>	
	<b>TRUCK lighting system</b> , 6 led tubes	<b>8-42100208</b>	
	<b>TRUCK RC</b> - 10mt remote control kit	<b>8-42100209</b>	
	<b>PROT.</b> Antioxidant protection treatment (on quotation)	<b>8-42100145T</b>	

**NEW**







NEXION S.p.A.

Strada Statale 468 n° 9 - 42015 CORREGGIO - R.E. - ITALY

Tel. +39 0522 639.111 - Fax +39 0522 639.150 - [www.corghi.com](http://www.corghi.com) - [info@corghi.com](mailto:info@corghi.com)



To protect the planet and reduce paper usage, our catalogues are viewable online at the website [www.corghi.com](http://www.corghi.com). Printing responsibly contributes to saving the environment.

The manufacturer reserves the right to modify the features of its products at any time.  
Code: DPCG000604E\_LE\_EX-11-2021